


DROP 28 LED

Part number 303064



Description

Wall and ceiling mounted luminaire for indoor and outdoor, comprising:

- Housing manufactured from technopolymer
- Pressed glass diffuser, internally coated, and matt finished outside
- Technopolymer silicone sealing gasket
- Side entry for 20 mm conduits (drill out holes in housing arrangement)
- Chromed steel spring locks to secure the diffuser to housing
- Self-adhesive pictograms available as accessory (ordered separately)
- Design by ROBERTO FIORATO
- Design by ROBERTO FIORATO

To maintain the regular updating of our products, PERFORMANCE IN LIGHTING reserves the right to make changes without prior notice. For the most up to date information we always recommend you read the latest version published on the website www.performanceinlighting.com. Delivered luminaire lumen outputs and power consumptions, including losses, are subject to a tolerance of +/- 7%, and unless otherwise stated the values apply to an ambient temperature of 25°C. Terms of warranty are available at <https://www.performanceinlighting.com/qr/company/led-warranty>

Product data

ETIM Group:	EG000027	ETIM Class:	EC002892
-------------	----------	-------------	----------

General information

Lampholder:	LED	Light source:	LED
Lightsource lumen output [lm]:	2447	Luminaire lumen output [lm]:	1382
Luminaire wattage [W]:	16 W	Luminous efficacy [lm/W]:	86
CRI:	80	Colour temperature [K]:	4000
Colour / Finishing:	WH-87 / White / Textured	IP degree of protection:	IP55
Impact resistance / impact energy:	IK06 1J xx3	Protection class:	II
Optic:	S/EW - Symmetric Extra-Wide	Net weight [kg]:	2.336
Overall diameter [mm]:	276	Overall width [mm]:	99

Mechanical features

Shape:	Round $150 \leq x \leq 300$ mm	Housing material:	Plastic
Diffuser material:	Glass	Glow wire test [°C]:	750 °C

Electrical features

Voltage type:	AC	Input voltage [V AC]:	220/240
Input frequency [Hz]:	50/60	Power factor / COS Φ :	>0.9
Inrush current [A/ μ s]:	5 / 50	C10 1.5 mm ² :	52
C16 2.5 mm ² :	85	B10 1.5 mm ² :	31
B16 2.5 mm ² :	50		

Installation

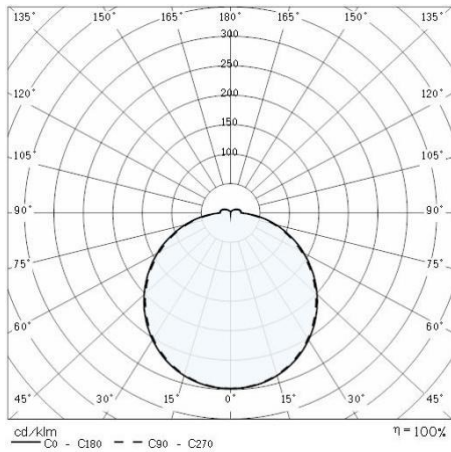
Application area:	Outdoor lighting	Mounting type:	Bulkhead
Min. ambient temperature [°C]:	-20	Max. ambient temperature [°C]:	25

Light features

MacAdam:	3	Lumen maintenance:	L80B10@50000h
Distribution of light emission:	Direct		


To maintain the regular updating of our products, PERFORMANCE IN LIGHTING reserves the right to make changes without prior notice. For the most up to date information we always recommend you read the latest version published on the website www.performanceinlighting.com. Delivered luminaire lumen outputs and power consumptions, including losses, are subject to a tolerance of +/- 7%, and unless otherwise stated the values apply to an ambient temperature of 25°C. Terms of warranty are available at <https://www.performanceinlighting.com/qr/company/led-warranty>

Photometric data




Optional accessories

DROP 28




008350
Right
■ GN1 / Green



008351
Left
■ GN1 / Green



008352
Up/Right
■ GN1 / Green



008353
Up/Left
■ GN1 / Green




008354
Down/Right
■ GN1 / Green



008355
Down/Left
■ GN1 / Green

To maintain the regular updating of our products, PERFORMANCE IN LIGHTING reserves the right to make changes without prior notice. For the most up to date information we always recommend you read the latest version published on the website www.performanceinlighting.com. Delivered luminaire lumen outputs and power consumptions, including losses, are subject to a tolerance of +/- 7%, and unless otherwise stated the values apply to an ambient temperature of 25°C. Terms of warranty are available at <https://www.performanceinlighting.com/qr/company/led-warranty>



008356

Arrow

■ GN1 / Green



008357

Exit

■ GN1 / Green