


DROP 22 LED

Part number 303065



Description

Wall and ceiling mounted luminaire for indoor and outdoor, comprising:

- Housing manufactured from technopolymer
- Pressed glass diffuser, internally coated, and matt finished outside
- Class II
- Technopolymer silicone sealing gasket
- Side entry for 20 mm conduits (drill out holes in housing arrangement)
- Chromed steel spring locks to secure the diffuser to housing
- Self-adhesive pictograms available as accessory (ordered separately)
- LED SMD versions are complete with mid-power boards
- Design by ROBERTO FIORATO
- Design by ROBERTO FIORATO

To maintain the regular updating of our products, PERFORMANCE IN LIGHTING reserves the right to make changes without prior notice. For the most up to date information we always recommend you read the latest version published on the website www.performanceinlighting.com. Delivered luminaire lumen outputs and power consumptions, including losses, are subject to a tolerance of +/- 7%, and unless otherwise stated the values apply to an ambient temperature of 25°C. Terms of warranty are available at <https://www.performanceinlighting.com/qr/company/led-warranty>

Product data

ETIM Group:	EG000027	ETIM Class:	EC002892
-------------	----------	-------------	----------

General information

Lampholder:	LED	Light source:	LED
Lightsource lumen output [lm]:	1214	Luminaire lumen output [lm]:	758
Luminaire wattage [W]:	11 W	Luminous efficacy [lm/W]:	69
CRI:	80	Colour temperature [K]:	3000
Colour / Finishing:	WH-87 / White / Textured	IP degree of protection:	IP55
Impact resistance / impact energy:	IK06 1J xx3	Protection class:	II
Optic:	S/EW - Symmetric Extra-Wide	Net weight [kg]:	1.754
Overall diameter [mm]:	228	Overall width [mm]:	95

Mechanical features

Shape:	Round $150 \leq x \leq 300$ mm	Housing material:	Plastic
Diffuser material:	Glass	Glow wire test [°C]:	750 °C

Electrical features

Voltage type:	AC/DC	Input voltage [V AC]:	220/240
Input frequency [Hz]:	0/50/60	Power factor / COS Φ :	>0.9
Input voltage [V DC]:	170/276	Inrush current [A/ μ s]:	5 / 50
C10 1.5 mm ² :	52	C16 2.5 mm ² :	85
B10 1.5 mm ² :	31	B16 2.5 mm ² :	50

Installation

Application area:	Outdoor lighting	Mounting type:	Bulkhead
Min. ambient temperature [°C]:	-25	Max. ambient temperature [°C]:	25


Light features

MacAdam:	3	Lumen maintenance:	L80B10@50000h
Distribution of light emission:	Direct		

To maintain the regular updating of our products, PERFORMANCE iN LIGHTING reserves the right to make changes without prior notice. For the most up to date information we always recommend you read the latest version published on the website www.performanceinlighting.com. Delivered luminaire lumen outputs and power consumptions, including losses, are subject to a tolerance of +/- 7%, and unless otherwise stated the values apply to an ambient temperature of 25°C. Terms of warranty are available at <https://www.performanceinlighting.com/qr/company/led-warranty>

Optional accessories

DROP 22



008342
Arrow
■ GN1 / Green



008343
Extinguisher
■ RD1 / Red




008344
Man
■ BL1 / Blue



008345
Woman
■ BL1 / Blue



008346
Disabled
■ BL1 / Blue



008347
Toilet
■ BL1 / Blue