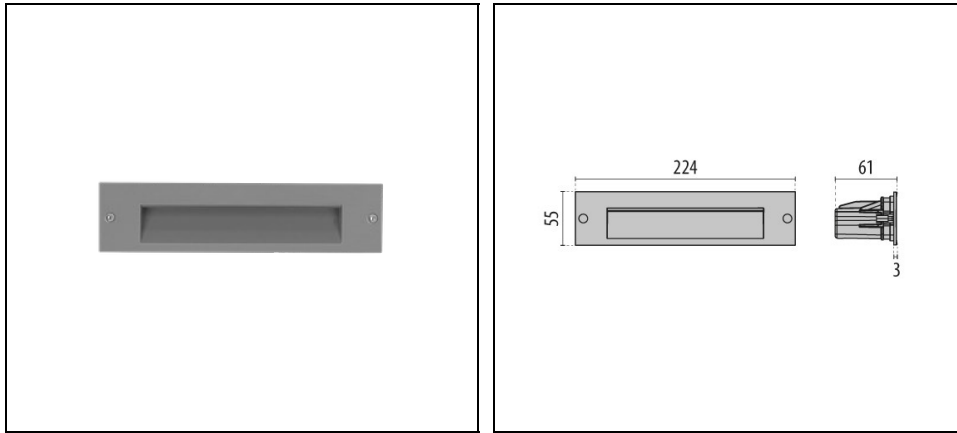


# INSERT+ 1

Part number 304117



## Description

Wall recessed luminaire, for indoor and outdoor, comprising:

- Die-cast aluminium housing, polyester powder coat finish ISO 9227/12944 - ISO 9223 (C5)
- Inner satin toughened flat glass diffuser
- EPDM sealing gasket
- IP-rated external socket-plug fast connector (QUICK), complete with factory pre-wired cable
- Electrical connector for cables  $\varnothing 7 - \varnothing 12$  mm
- Stainless steel locking hardware
- Recessed box to be ordered separately
- The recessed box removable cover features two integral spirit levels for installation ease

To maintain the regular updating of our products, PERFORMANCE iN LIGHTING reserves the right to make changes without prior notice. For the most up to date information we always recommend you read the latest version published on the website [www.performanceinlighting.com](http://www.performanceinlighting.com). Delivered luminaire lumen outputs and power consumptions, including losses, are subject to a tolerance of +/- 7%, and unless otherwise stated the values apply to an ambient temperature of 25°C. Terms of warranty are available at <https://www.performanceinlighting.com/qr/company/led-warranty>

## Product data

ETIM Group:	EG000027	ETIM Class:	EC002892
-------------	----------	-------------	----------

## General information

Lampholder:	LED	Light source:	LED
Lightsource lumen output [lm]:	850	Luminaire lumen output [lm]:	275
Luminaire wattage [W]:	6 W	Luminous efficacy [lm/W]:	46
CRI:	80	Colour temperature [K]:	4000
Colour / Finishing:	GR-94 / Metallic grey / Textured	IP degree of protection:	IP65
Impact resistance / impact energy:	IK07 2J xx5	Protection class:	I
Optic:	A37/M - Asymmetric Medium	Net weight [kg]:	0.461
Overall length [mm]:	224	Overall width [mm]:	64
Overall height [mm]:	55		

## Mechanical features

Shape:	Rectangular	Housing material:	Aluminium
Diffuser material:	Glass		

## Electrical features

Voltage type:	AC/DC	Input voltage [V AC]:	220/240
Input frequency [Hz]:	0/50/60	Power factor / COS $\Phi$ :	0.6
Input voltage [V DC]:	176/264	Inrush current [A/ $\mu$ s]:	20 / 170
C10 1.5 mm <sup>2</sup> :	52	C16 2.5 mm <sup>2</sup> :	85
B10 1.5 mm <sup>2</sup> :	31	B16 2.5 mm <sup>2</sup> :	50

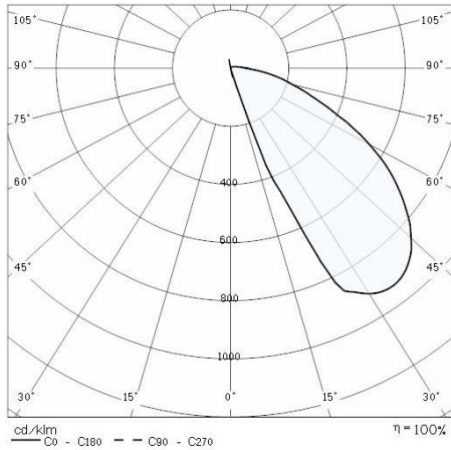
## Installation

Application area:	Outdoor lighting	Mounting type:	Steplight
Min. ambient temperature [°C]:	-10	Max. ambient temperature [°C]:	35

## Light features

MacAdam:	3	Lumen maintenance:	L80B10@60000h
Distribution of light emission:	Direct		

## Photometric data



## Mandatory accessories

### INSERT+ 1




**310475**

Recessed box INSERT+ 1

## Optional accessories

### INSERT+ 1



**310477**

Adaptor INSERT+ 1 (retrofit kit Insert 1)

■ GR-94 / Metallic grey