

OMBRA 1000

Part number 304949



Description

Wall-mounted LED luminaire, comprising:

- Extruded anodised aluminium housing
- Toughened, glass diffuser, silk-screened on the inside
- Stainless steel AISI 304 end caps
- Anti-ageing custom moulded silicone sealing gasket(s)
- Through wiring
- Aluminium heat sink
- Stainless steel locking hardware
- For luminaire installation, please select the appropriate bracket (available as mandatory accessory)
- Built-in driver
- Dimmable DALI options available. Consult factory

To maintain the regular updating of our products, PERFORMANCE IN LIGHTING reserves the right to make changes without prior notice. For the most up to date information we always recommend you read the latest version published on the website www.performanceinlighting.com. Delivered luminaire lumen outputs and power consumptions, including losses, are subject to a tolerance of +/- 7%, and unless otherwise stated the values apply to an ambient temperature of 25°C. Terms of warranty are available at <https://www.performanceinlighting.com/qr/company/led-warranty>

Product data

ETIM Group:	EG000027	ETIM Class:	EC002892
-------------	----------	-------------	----------

General information

Lampholder:	LED	Light source:	LED
Lightsource lumen output [lm]:	4032	Luminaire lumen output [lm]:	3088
Luminaire wattage [W]:	38 W	Luminous efficacy [lm/W]:	81
CRI:	80	Colour temperature [K]:	4000
Colour / Finishing:	GR-11 / Anodised grey / Matt	IP degree of protection:	IP66
Impact resistance / impact energy:	IK07 2J xx5	Protection class:	I
Optic:	ELL - Elliptical	Net weight [kg]:	6.1
Overall length [mm]:	972	Overall width [mm]:	80
Overall height [mm]:	100		

Mechanical features

Shape:	Rectangular	Housing material:	Aluminium
Diffuser material:	Glass	Glow wire test [°C]:	850 °C

Electrical features

Voltage type:	AC/DC	Input voltage [V AC]:	220/240
Input frequency [Hz]:	0/50/60	Power factor / COS Φ:	>0.9
Input voltage [V DC]:	186/250	Inrush current [A/μs]:	21 / 220
C10 1.5 mm ² :	21	C16 2.5 mm ² :	43
B10 1.5 mm ² :	15	B16 2.5 mm ² :	24

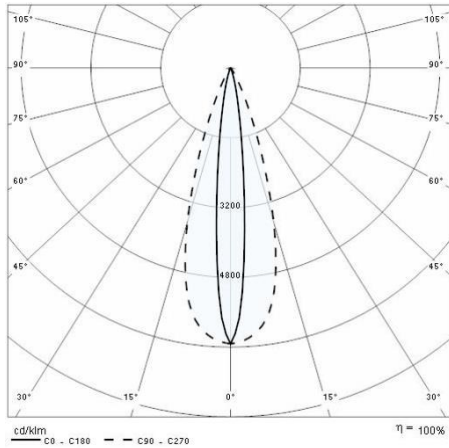
Installation

Application area:	Outdoor lighting	Mounting type:	Architectural floodlight
Min. ambient temperature [°C]:	-20	Max. ambient temperature [°C]:	35

Light features


MacAdam:	3	Lumen maintenance:	L80B10@60000h
Distribution of light emission:	Direct	Zero light pollution (ULR = 0%):	

Photometric data



Mandatory accessories

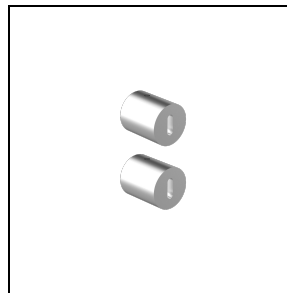
OMBRA



310522

OMBRA bracket (nr. 2)


■ GR-11 / Anodised grey



310524

Bracket (nr. 2)

■ INOX / Stainless steel



310977

OMBRA telescopic bracket (nr. 2)

■ GR-11 / Anodised grey



310979

OMBRA ground support bracket (nr. 2)

■ GR-11 / Anodised grey

Optional accessories

OMBRA

To maintain the regular updating of our products, PERFORMANCE IN LIGHTING reserves the right to make changes without prior notice. For the most up to date information we always recommend you read the latest version published on the website www.performanceinlighting.com. Delivered luminaire lumen outputs and power consumptions, including losses, are subject to a tolerance of +/- 7%, and unless otherwise stated the values apply to an ambient temperature of 25°C. Terms of warranty are available at <https://www.performanceinlighting.com/qr/company/led-warranty>



310569

Wire for continuous power supply
3x1.5 mm