

FOCUS+2 C/I

Part number 305161



Description

LED floodlight for indoor and outdoor, comprising:

- Die-cast aluminium housing and trim, polyester powder coat finish ISO 9227/12944 - ISO 9223 (C5)
- Adjustable mounting bracket made of die-cast aluminium, painted
- Extra-clear, toughened, flat glass diffuser, silk-screened on the inside
- Anti-ageing custom moulded silicone sealing gasket(s)
- Stainless steel locking hardware
- Cable gland M20x1.5 for cables \varnothing 7- \varnothing 12 mm (FOCUS+ 2 / 3)

To maintain the regular updating of our products, PERFORMANCE IN LIGHTING reserves the right to make changes without prior notice. For the most up to date information we always recommend you read the latest version published on the website www.performanceinlighting.com. Delivered luminaire lumen outputs and power consumptions, including losses, are subject to a tolerance of +/- 7%, and unless otherwise stated the values apply to an ambient temperature of 25°C. Terms of warranty are available at <https://www.performanceinlighting.com/qr/company/led-warranty>

Product data

ETIM Group:	EG000027	ETIM Class:	EC001744
-------------	----------	-------------	----------

General information

Lampholder:	LED	Light source:	LED
Lightsource lumen output [lm]:	2520	Luminaire lumen output [lm]:	1960
Luminaire wattage [W]:	26 W	Luminous efficacy [lm/W]:	75
CRI:	70	Colour temperature [K]:	3000
Colour / Finishing:	AN-g6 / Anthracite gray / Textured	IP degree of protection:	IP66
Impact resistance / impact energy:	IK09 10J xx7	Protection class:	I
Optic:	C/I - Circular Intensive	Beam angle:	17°
Net weight [kg]:	2.793	Overall length [mm]:	220
Overall width [mm]:	300	Overall height [mm]:	50

Mechanical features

Shape:	Rectangular	Housing material:	Aluminium
Diffuser material:	Glass	Frontal exposed area [m ²]:	0.01
Lateral exposed area [m ²]:	0.01	Top exposed area [m ²]:	0.05

Electrical features

Voltage type:	AC	Input voltage [V AC]:	220/240
Input frequency [Hz]:	50/60	Power factor / COS Φ:	>0.9
Inrush current [A/μs]:	5 / 70	C10 1.5 mm ² :	41
C16 2.5 mm ² :	66	B10 1.5 mm ² :	27
B16 2.5 mm ² :	44		

Installation

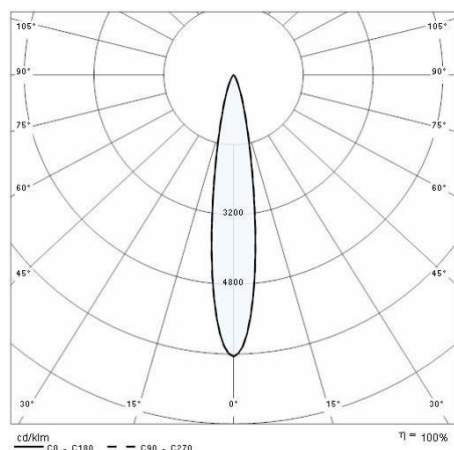
Application area:	Outdoor lighting	Mounting type:	Architectural floodlight
Min. ambient temperature [°C]:	-25	Max. ambient temperature [°C]:	35
Min. distance from lighted object [m]:	0.10		

Light features

MacAdam:	3	Lumen maintenance:	L70B10@60000h
Distribution of light emission:	Direct	Zero light pollution (ULR = 0%):	


To maintain the regular updating of our products, PERFORMANCE iN LIGHTING reserves the right to make changes without prior notice. For the most up to date information we always recommend you read the latest version published on the website www.performanceinlighting.com. Delivered luminaire lumen outputs and power consumptions, including losses, are subject to a tolerance of +/- 7%, and unless otherwise stated the values apply to an ambient temperature of 25°C. Terms of warranty are available at <https://www.performanceinlighting.com/qr/company/led-warranty>

Photometric data



Optional accessories


FOCUS+2



14099896

Gliding support made of painted aluminium for the installation on Ø 60 mm posts

■ AN-g6 / Anthracite gray



14099696

Gliding support made of painted aluminium for the installation on Ø 90 mm posts

■ AN-g6 / Anthracite gray



311043

Fixing bracket

■ AN-g6 / Anthracite gray