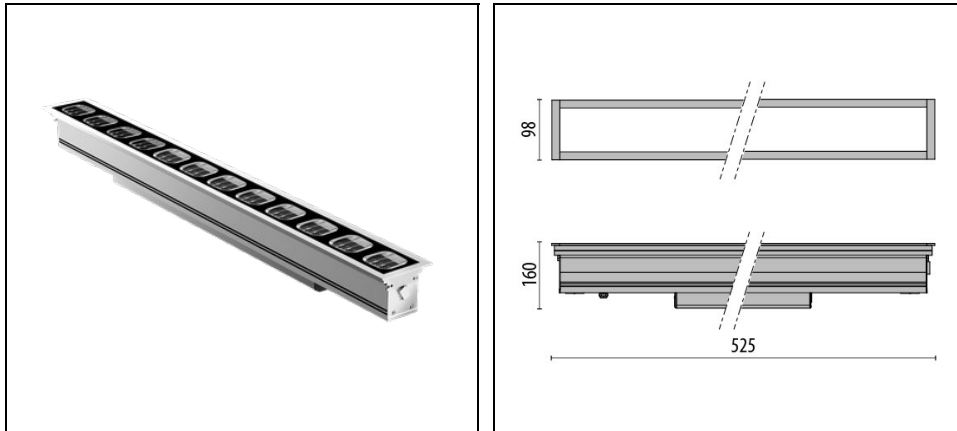


TRACCIA 500

Part number 305310



Description

Series of reduced depth in-ground luminaires, comprising:

- Extruded anodised aluminium housing
- EPDM sealing gasket
- Technopolymer anti-glare grid
- Toughened, glass diffuser, silk-screened on the inside
- Through-wiring designed
- IP-rated external socket-plug fast connector (QUICK), complete with factory pre-wired cable
- Built-in driver
- Stainless steel locking hardware
- Recessed box to be ordered separately
- High heat-dissipating aluminium gear tray for increased inner components lifespan
- Integral unique device for field adjustable beam orientation (0° - 30°)
- Stand-alone or seamless linear compositions (up to 80 m) mounting options
- Static ON/OFF or dimmable DALI options available
- TRIMLESS options available. Consult factory

To maintain the regular updating of our products, PERFORMANCE IN LIGHTING reserves the right to make changes without prior notice. For the most up to date information we always recommend you read the latest version published on the website www.performanceinlighting.com. Delivered luminaire lumen outputs and power consumptions, including losses, are subject to a tolerance of +/- 7%, and unless otherwise stated the values apply to an ambient temperature of 25°C. Terms of warranty are available at <https://www.performanceinlighting.com/qr/company/led-warranty>

Product data

ETIM Group:	EG000027	ETIM Class:	EC000758
-------------	----------	-------------	----------

General information

Lampholder:	LED	Light source:	LED
Lightsource lumen output [lm]:	1900	Luminaire lumen output [lm]:	1362
Luminaire wattage [W]:	21 W	Luminous efficacy [lm/W]:	65
CRI:	80	Colour temperature [K]:	3000
Colour / Finishing:	GR-11 / Anodised grey / Matt	IP degree of protection:	IP67
Impact resistance / impact energy:	IK10 20J xxg	Protection class:	I
Optic:	ELL - Elliptical	Beam angle:	13°x36°
Net weight [kg]:	4.765	Overall length [mm]:	525
Overall width [mm]:	98	Overall height [mm]:	106

Mechanical features

Shape:	Rectangular	Housing material:	Aluminium
Diffuser material:	Glass	Glow wire test [°C]:	850 °C
Static load [kg]:	2000	Shear load [kN]:	5
Resistance to torque [Nm]:	50		

Electrical features

Voltage type:	AC/DC	Input voltage [V AC]:	220/240
Input frequency [Hz]:	0/50/60	Power factor / COS Φ:	>0.9
Input voltage [V DC]:	176/264	Inrush current [A/μs]:	5 / 50
C10 1.5 mm ² :	52	C16 2.5 mm ² :	85
B10 1.5 mm ² :	31	B16 2.5 mm ² :	50

Installation

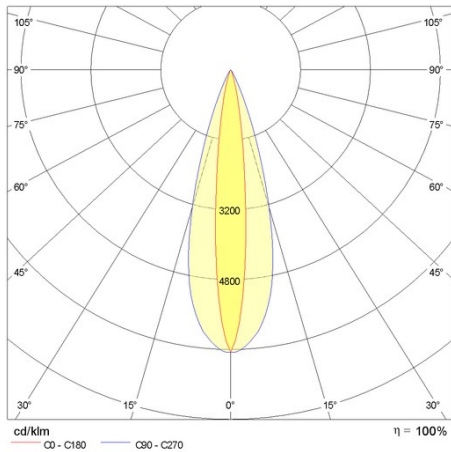
Application area:	Outdoor lighting	Mounting type:	Inground
Min. ambient temperature [°C]:	-20	Max. ambient temperature [°C]:	35
Glass temperature [°C]:	46	Ingrounds classification:	A1 A2 A3 A4

Light features

MacAdam:	3	Lumen maintenance:	L80B10@60000h
Distribution of light emission:	Direct		

To maintain the regular updating of our products, PERFORMANCE IN LIGHTING reserves the right to make changes without prior notice. For the most up to date information we always recommend you read the latest version published on the website www.performanceinlighting.com. Delivered luminaire lumen outputs and power consumptions, including losses, are subject to a tolerance of +/- 7%, and unless otherwise stated the values apply to an ambient temperature of 25°C. Terms of warranty are available at <https://www.performanceinlighting.com/qr/company/led-warranty>

Photometric data



Mandatory accessories


TRACCIA

**310525**

Recessed fixing Kit Traccia L500

Optional accessories

TRACCIA

**310569**Wire for continuous power supply
3x1.5 mm