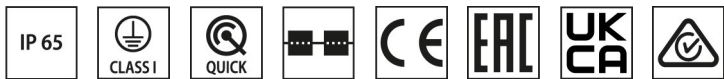
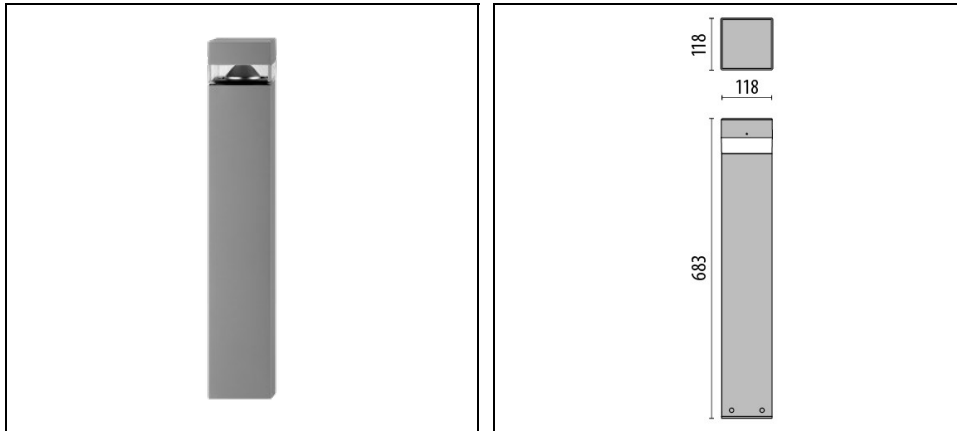


# Q-LIGHT

Part number 306671



## Description

Landscaping LED bollard, comprising:

- Die-cast aluminium housing, polyester powder coat finish ISO 9227/12944 - ISO 9223 (C5)
- Extra pure polished aluminium reflector
- Clear UV-stabilised and impact-resistant technopolymer diffuser
- Die-cast aluminium housing and fixing plate for in-ground installation, painted
- Die-cast aluminium housing complete with two PG11 cable glands suitable for through wiring of  $\varnothing$  5 mm to  $\varnothing$  10 mm cables
- Stainless steel fixing screws and rods
- Extruded aluminium pole polyester powder coat finish ISO 9227/19244 - ISO 9223 (C5)
- Base plate included

To maintain the regular updating of our products, PERFORMANCE iN LIGHTING reserves the right to make changes without prior notice. For the most up to date information we always recommend you read the latest version published on the website [www.performanceinlighting.com](http://www.performanceinlighting.com). Delivered luminaire lumen outputs and power consumptions, including losses, are subject to a tolerance of +/- 7%, and unless otherwise stated the values apply to an ambient temperature of 25°C. Terms of warranty are available at <https://www.performanceinlighting.com/qr/company/led-warranty>

## Product data

ETIM Group:	EG000027	ETIM Class:	EC000301
-------------	----------	-------------	----------

## General information

Lampholder:	LED	Light source:	LED
Lightsource lumen output [lm]:	2088	Luminaire lumen output [lm]:	1151
Luminaire wattage [W]:	14 W	Luminous efficacy [lm/W]:	82
CRI:	80	Colour temperature [K]:	4000
Colour / Finishing:	GR-94 / Metallic grey / Textured	IP degree of protection:	IP65
Impact resistance / impact energy:	IK05 0.7J xx3	Protection class:	I
Optic:	S/W - Symmetric Wide	Net weight [kg]:	4.965
Overall length [mm]:	118	Overall width [mm]:	118
Overall height [mm]:	683		

## Mechanical features

Shape:	Square $\leq$ 150 mm	Housing material:	Aluminium
Diffuser material:	Plastic		

## Electrical features

Voltage type:	AC	Input voltage [V AC]:	220/240
Input frequency [Hz]:	50/60	Power factor / COS $\Phi$ :	>0.9
Inrush current [A/ $\mu$ s]:	5 / 50	C10 1.5 mm <sup>2</sup> :	52
C16 2.5 mm <sup>2</sup> :	85	B10 1.5 mm <sup>2</sup> :	31
B16 2.5 mm <sup>2</sup> :	50		

## Installation

Application area:	Outdoor lighting	Mounting type:	Garden post
Min. ambient temperature [°C]:	-20	Max. ambient temperature [°C]:	35

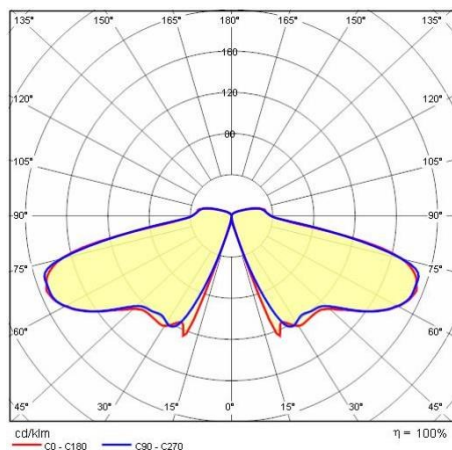
## Light features

MacAdam:	3	Lumen maintenance:	L90B10@36000h
Distribution of light emission:	Direct/Indirect	Luminous Intensity Class:	G*1
IPEA* (road lighting):	B	IPEA* (large areas, roundabouts):	B
IPEA* (cycle-pedestrian):	C	IPEA* (green areas):	C
IPEA* (historic city centers):	C		

To maintain the regular updating of our products, PERFORMANCE IN LIGHTING reserves the right to make changes without prior notice. For the most up to date information we always recommend you read the latest version published on the website [www.performanceinlighting.com](http://www.performanceinlighting.com). Delivered luminaire lumen outputs and power consumptions, including losses, are subject to a tolerance of +/- 7%, and unless otherwise stated the values apply to an ambient temperature of 25°C. Terms of warranty are available at <https://www.performanceinlighting.com/qr/company/led-warranty>

## Photometric data

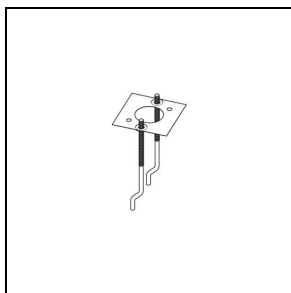
---



## Optional accessories

---

### Q-LIGHT

**310398**

Baseplate Q-series