

TRY S/W EM

Part number 306856



Description

LED system for indoor lighting consisting of luminaires and electrified RAIL, suitable for commercial and industrial applications, comprising:

- Extruded aluminium luminaire housing, polyester powder coat, white finish
- High-transparency polycarbonate optics
- Symmetrical optics (S/EW - S/W), asymmetrical right (A/M R), asymmetrical left (A/M L) and double asymmetrical (2A/M)
- Available with ON-OFF driver, dimmable DALI, and emergency unit that ensures 3 hours of autonomy
- Tool-free springs installation of the luminaire to the electric RAIL
- SMART systems can be designed using the dedicated wireless KITS available as accessories, combined with the "7-pole DALI" RAIL and the DALI luminaire
- The SMART solution includes an electronic device for intelligent management of light, as well as occupancy and luminosity sensors based on an 868 MHz wireless platform. It can be used to create systems that interact with the surrounding environment
- 5-pole RAIL accessories only to be used in the ON-OFF versions
- The 7-pole DALI accessories available only for TRY DALI versions or combining TRY DALI with TRY ON/OFF
- 7-pole EM accessories are available only for TRY EM versions or combining TRY EM with TRY ON/OFF
- 9-pole DALI/EM accessories only for TRY EM, TRY DALI/EM, or for versions combining TRY EM, TRY DALI, and TRY EM + DALI
- EUROSTANDARD PLUS® electric track module for installation of compatible projectors (AS... LED) available as accessory
- RAILS feature internal 3 phases 2.5 mm² cables, fast connectors and circuit breakers for a quick installation of the luminaire
- DALI dimming (25 W - 34 W) versions on request
- Other colour temperatures (CCT) and colour rendering index (CRI) options available. Consult factory
- Consult factory for S/M 30 degrees optics option, suitable for lighting warehouse shelving aisles, from high ceilings
- Continuous mounted options and many other configurations are available at www.light-performer.com

To maintain the regular updating of our products, PERFORMANCE IN LIGHTING reserves the right to make changes without prior notice. For the most up to date information we always recommend you read the latest version published on the website www.performanceinlighting.com. Delivered luminaire lumen outputs and power consumptions, including losses, are subject to a tolerance of +/- 7%, and unless otherwise stated the values apply to an ambient temperature of 25°C. Terms of warranty are available at <https://www.performanceinlighting.com/gr/company/led-warranty>

Product data

| | | | |
|-------------|----------|-------------|----------|
| ETIM Group: | EG000027 | ETIM Class: | EC002892 |
|-------------|----------|-------------|----------|

General information

| | | | |
|------------------------------------|--|------------------------------|------|
| Lampholder: | LED | Light source: | LED |
| Lightsource lumen output [lm]: | 5943 | Luminaire lumen output [lm]: | 5171 |
| Luminaire wattage [W]: | 34 W | Luminous efficacy [lm/W]: | 152 |
| CRI: | 80 | Colour temperature [K]: | 3000 |
| Colour / Finishing: | WH-RAL9003 / White RAL9003 / Glossy | IP degree of protection: | IP40 |
| Impact resistance / impact energy: | IK05 0.8J xx3 | Protection class: | I |
| Optic: | S/W - Symmetric Wide | Net weight [kg]: | 2.6 |
| Overall length [mm]: | 1434 | Overall width [mm]: | 66 |
| Overall height [mm]: | 66 | | |

Mechanical features

| | | | |
|--------------------|-------------|----------------------|-----------|
| Shape: | Rectangular | Housing material: | Aluminium |
| Diffuser material: | Plastic | Glow wire test [°C]: | 650 °C |

Electrical features

| | | | |
|---------------------------|----------|---------------------------|---------|
| Voltage type: | AC | Input voltage [V AC]: | 220/240 |
| Input frequency [Hz]: | 50/60 | Power factor / COS Φ: | 0.9 |
| Inrush current [A/μs]: | 40 / 140 | C10 1.5 mm ² : | 12 |
| C16 2.5 mm ² : | 20 | B10 1.5 mm ² : | 7 |
| B16 2.5 mm ² : | 12 | | |

Installation

| | | | |
|--------------------------------|-----------------|--------------------------------|-----------------|
| Application area: | Indoor lighting | Mounting type: | Trunking system |
| Min. ambient temperature [°C]: | 5 | Max. ambient temperature [°C]: | 35 |

Light features

| | | | |
|---------------------------------|--------|--------------------|---------------|
| MacAdam: | 3 | Lumen maintenance: | L80B10@60000h |
| Distribution of light emission: | Direct | UGR max.: | 17.0 |

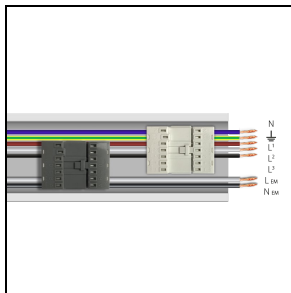
To maintain the regular updating of our products, PERFORMANCE iN LIGHTING reserves the right to make changes without prior notice. For the most up to date information we always recommend you read the latest version published on the website www.performanceinlighting.com. Delivered luminaire lumen outputs and power consumptions, including losses, are subject to a tolerance of +/- 7%, and unless otherwise stated the values apply to an ambient temperature of 25°C. Terms of warranty are available at <https://www.performanceinlighting.com/qr/company/led-warranty>

Photometric data



Mandatory accessories

RAIL-A TRY 7P EM

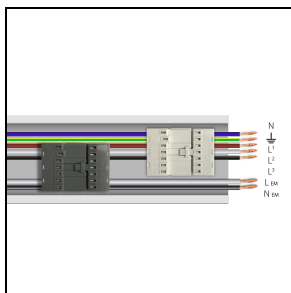


310562

RAIL-A TRY 7P EM - L 1435 mm (2 stainless steel brackets included)

WH-RAL9003 / White RAL9003

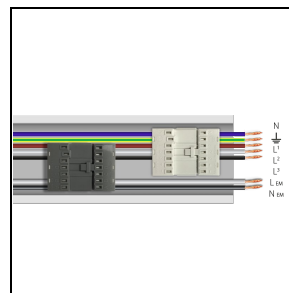
RAIL-M TRY 7P EM



310563

RAIL-M TRY 7P EM - L 1435 mm (2 stainless steel brackets included)

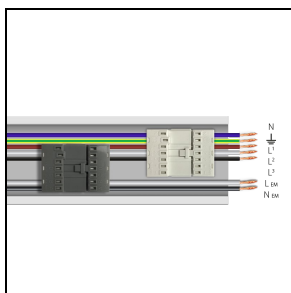
WH-RAL9003 / White RAL9003



310564

RAIL-M TRY 7P EM - L 2870 mm (4 stainless steel brackets included)

WH-RAL9003 / White RAL9003



310565

RAIL-M TRY 7P EM - L 4305 mm (6 stainless steel brackets included)

WH-RAL9003 / White RAL9003

To maintain the regular updating of our products, PERFORMANCE IN LIGHTING reserves the right to make changes without prior notice. For the most up to date information we always recommend you read the latest version published on the website www.performanceinlighting.com. Delivered luminaire lumen outputs and power consumptions, including losses, are subject to a tolerance of +/- 7%, and unless otherwise stated the values apply to an ambient temperature of 25°C. Terms of warranty are available at <https://www.performanceinlighting.com/qr/company/led-warranty>

RAIL-A TRY 9P DALI/EM



310934

RAIL-A TRY 9P DALI/EM - L 1435 mm (2 stainless steel brackets included)

WH-RAL9003 / White RAL9003

RAIL-M TRY 9P DALI/EM



310935

RAIL-M TRY 9P DALI/EM - L 1435 mm (2 stainless steel brackets included)

WH-RAL9003 / White RAL9003



310936

RAIL-M TRY 9P DALI/EM - L 2870 mm (4 stainless steel brackets included)

WH-RAL9003 / White RAL9003



310937

RAIL-M TRY 9P DALI/EM - L 4305 mm (6 stainless steel brackets included)

WH-RAL9003 / White RAL9003

Optional accessories

TRY



14-00354

Suspension kit (2 m)



310550

Chain suspension

To maintain the regular updating of our products, PERFORMANCE IN LIGHTING reserves the right to make changes without prior notice. For the most up to date information we always recommend you read the latest version published on the website www.performanceinlighting.com. Delivered luminaire lumen outputs and power consumptions, including losses, are subject to a tolerance of +/- 7%, and unless otherwise stated the values apply to an ambient temperature of 25°C. Terms of warranty are available at <https://www.performanceinlighting.com/qr/company/led-warranty>



310551
Closing plates for RAIL (nr. 2)
☐ WH-RAL9003 / White RAL9003



310553
Cover PC RAIL - L 1435 mm
☐ WH-RAL9003 / White RAL9003



3100243
Stainless steel fast fit strong for quick ceiling mount (2 pieces)



3100244
Stainless steel fast fit strong for quick ceiling mount (50 pieces)



3100245
Stainless steel fast fit strong for quick ceiling mount+ hooks (2 pieces)



3100246
Stainless steel fast fit strong for quick ceiling mount + hooks (50 pieces)

TRY TRACK SYSTEM



310566
Rail system for floodlights
☐ WH-RAL9003 / White RAL9003