

# TRY A/M L EM

Part number 306910



## Description

LED system for indoor lighting consisting of luminaires and electrified RAIL, suitable for commercial and industrial applications, comprising:

- Extruded aluminium luminaire housing, polyester powder coat, white finish
- High-transparency polycarbonate optics
- Symmetrical optics (S/EW - S/W), asymmetrical right (A/M R), asymmetrical left (A/M L) and double asymmetrical (2A/M)
- Available with ON-OFF driver, dimmable DALI, and emergency unit that ensures 3 hours of autonomy
- Tool-free springs installation of the luminaire to the electric RAIL
- SMART systems can be designed using the dedicated wireless KITS available as accessories, combined with the "7-pole DALI" RAIL and the DALI luminaire
- The SMART solution includes an electronic device for intelligent management of light, as well as occupancy and luminosity sensors based on an 868 MHz wireless platform. It can be used to create systems that interact with the surrounding environment
- 5-pole RAIL accessories only to be used in the ON-OFF versions
- The 7-pole DALI accessories available only for TRY DALI versions or combining TRY DALI with TRY ON/OFF
- 7-pole EM accessories are available only for TRY EM versions or combining TRY EM with TRY ON/OFF
- 9-pole DALI/EM accessories only for TRY EM, TRY DALI/EM, or for versions combining TRY EM, TRY DALI, and TRY EM + DALI
- EUROSTANDARD PLUS® electric track module for installation of compatible projectors (AS... LED) available as accessory
- RAILS feature internal 3 phases 2.5 mm<sup>2</sup> cables, fast connectors and circuit breakers for a quick installation of the luminaire
- DALI dimming (25 W - 34 W) versions on request
- Other colour temperatures (CCT) and colour rendering index (CRI) options available. Consult factory
- Consult factory for S/M 30 degrees optics option, suitable for lighting warehouse shelving aisles, from high ceilings
- Continuous mounted options and many other configurations are available at [www.light-performer.com](http://www.light-performer.com)

To maintain the regular updating of our products, PERFORMANCE IN LIGHTING reserves the right to make changes without prior notice. For the most up to date information we always recommend you read the latest version published on the website [www.performanceinlighting.com](http://www.performanceinlighting.com). Delivered luminaire lumen outputs and power consumptions, including losses, are subject to a tolerance of +/- 7%, and unless otherwise stated the values apply to an ambient temperature of 25°C. Terms of warranty are available at <https://www.performanceinlighting.com/gr/company/led-warranty>

## Product data

ETIM Group:	EG000027	ETIM Class:	EC002892
-------------	----------	-------------	----------

## General information

Lampholder:	LED	Light source:	LED
Lightsource lumen output [lm]:	12089	Luminaire lumen output [lm]:	9525
Luminaire wattage [W]:	71 W	Luminous efficacy [lm/W]:	134
CRI:	80	Colour temperature [K]:	3000
Colour / Finishing:	WH-RAL9003 / White RAL9003 / Glossy	IP degree of protection:	IP40
Impact resistance / impact energy:	IK05 0.8J xx3	Protection class:	I
Optic:	A21/M - Asymmetric Medium	Net weight [kg]:	2.6
Overall length [mm]:	1434	Overall width [mm]:	66
Overall height [mm]:	66		

## Mechanical features

Shape:	Rectangular	Housing material:	Aluminium
Diffuser material:	Plastic	Glow wire test [°C]:	650 °C

## Electrical features

Voltage type:	AC/DC	Input voltage [V AC]:	220/240
Input frequency [Hz]:	0/50/60	Power factor / COS Φ:	0.9
Input voltage [V DC]:	198/276	Inrush current [A/μs]:	32 / 240
C10 1.5 mm <sup>2</sup> :	17	C16 2.5 mm <sup>2</sup> :	28
B10 1.5 mm <sup>2</sup> :	10	B16 2.5 mm <sup>2</sup> :	16

## Installation

Application area:	Indoor lighting	Mounting type:	Trunking system
Min. ambient temperature [°C]:	5	Max. ambient temperature [°C]:	35

## Light features

MacAdam:	3	Lumen maintenance:	L80B10@60000h
Distribution of light emission:	Direct		

To maintain the regular updating of our products, PERFORMANCE iN LIGHTING reserves the right to make changes without prior notice. For the most up to date information we always recommend you read the latest version published on the website [www.performanceinlighting.com](http://www.performanceinlighting.com). Delivered luminaire lumen outputs and power consumptions, including losses, are subject to a tolerance of +/- 7%, and unless otherwise stated the values apply to an ambient temperature of 25°C. Terms of warranty are available at <https://www.performanceinlighting.com/qr/company/led-warranty>

**Photometric data**



**Mandatory accessories**

**RAIL-A TRY 9P DALI/EM**

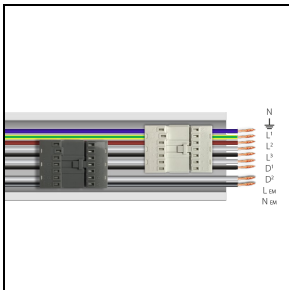


**310934**

RAIL-A TRY 9P DALI/EM - L 1435 mm (2 stainless steel brackets included)

WH-RAL9003 / White RAL9003

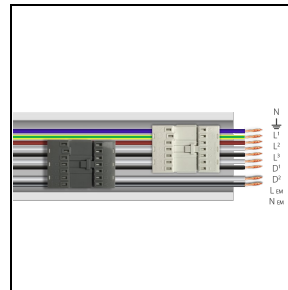
**RAIL-M TRY 9P DALI/EM**



**310935**

RAIL-M TRY 9P DALI/EM - L 1435 mm (2 stainless steel brackets included)

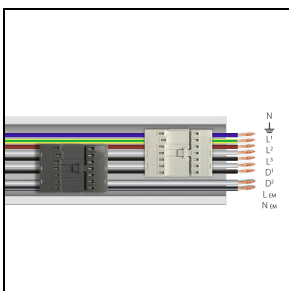
WH-RAL9003 / White RAL9003



**310936**

RAIL-M TRY 9P DALI/EM - L 2870 mm (4 stainless steel brackets included)

WH-RAL9003 / White RAL9003



**310937**

RAIL-M TRY 9P DALI/EM - L 4305 mm (6 stainless steel brackets included)

WH-RAL9003 / White RAL9003

To maintain the regular updating of our products, PERFORMANCE IN LIGHTING reserves the right to make changes without prior notice. For the most up to date information we always recommend you read the latest version published on the website [www.performanceinlighting.com](http://www.performanceinlighting.com). Delivered luminaire lumen outputs and power consumptions, including losses, are subject to a tolerance of +/- 7%, and unless otherwise stated the values apply to an ambient temperature of 25°C. Terms of warranty are available at <https://www.performanceinlighting.com/qr/company/led-warranty>

Optional accessories

TRY



**14-00354**  
Suspension kit (2 m)



**310550**  
Chain suspension



**310551**  
Closing plates for RAIL (nr. 2)  
■ WH-RAL9003 / White RAL9003



**310553**  
Cover PC RAIL - L 1435 mm  
■ WH-RAL9003 / White RAL9003



**3100243**  
Stainless steel fast fit strong for quick ceiling mount (2 pieces)



**3100244**  
Stainless steel fast fit strong for quick ceiling mount (50 pieces)



**3100245**  
Stainless steel fast fit strong for quick ceiling mount + hooks (2 pieces)



**3100246**  
Stainless steel fast fit strong for quick ceiling mount + hooks (50 pieces)

TRY TRACK SYSTEM

To maintain the regular updating of our products, PERFORMANCE IN LIGHTING reserves the right to make changes without prior notice. For the most up to date information we always recommend you read the latest version published on the website [www.performanceinlighting.com](http://www.performanceinlighting.com). Delivered luminaire lumen outputs and power consumptions, including losses, are subject to a tolerance of +/- 7%, and unless otherwise stated the values apply to an ambient temperature of 25°C. Terms of warranty are available at <https://www.performanceinlighting.com/qr/company/led-warranty>



**310566**

Rail system for floodlights

■ WH-RAL9003 / White RAL9003