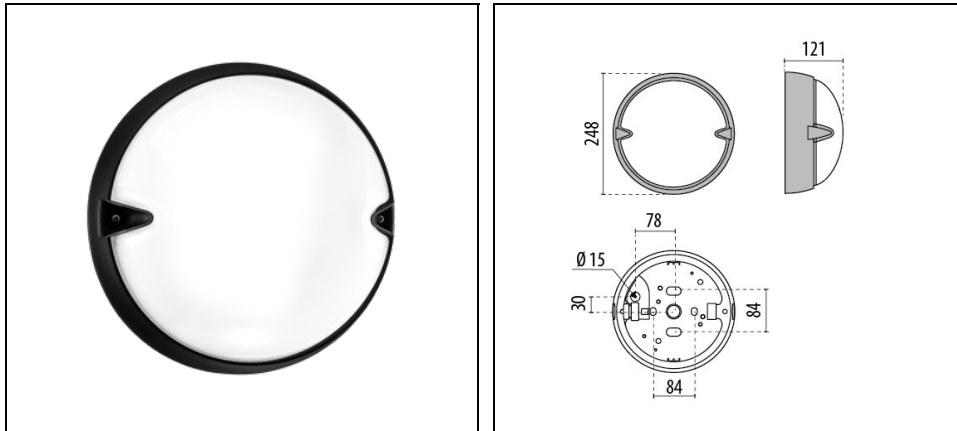


CHIP TONDO 25 LED

Part number 3100164



Description

Series of wall, ceiling and post mounted luminaires in two dimensions for indoor and outdoor, comprising:

- Technopolymer housing, trim or screen
- Pressed glass diffuser, internally coated
- Aluminium reflector for E27 versions
- Technopolymer reflector for fluorescent versions
- Anti-ageing custom moulded silicone sealing gasket(s)
- Side entry for 20 mm conduits (drill out holes in housing arrangement)
- Anti-tampering screws available upon request
- Built-in driver
- Design by ROBERTO FIORATO

To maintain the regular updating of our products, PERFORMANCE IN LIGHTING reserves the right to make changes without prior notice. For the most up to date information we always recommend you read the latest version published on the website www.performanceinlighting.com. Delivered luminaire lumen outputs and power consumptions, including losses, are subject to a tolerance of +/- 7%, and unless otherwise stated the values apply to an ambient temperature of 25°C. Terms of warranty are available at <https://www.performanceinlighting.com/qr/company/led-warranty>

Product data

ETIM Group:	EG000027	ETIM Class:	EC002892
-------------	----------	-------------	----------

General information

Lampholder:	LED	Light source:	LED
Lightsource lumen output [lm]:	1281	Luminaire lumen output [lm]:	712
Luminaire wattage [W]:	11.5 W	Luminous efficacy [lm/W]:	62
CRI:	80	Colour temperature [K]:	4000
Colour / Finishing:	BK-81 / Black / Textured	IP degree of protection:	IP55
Impact resistance / impact energy:	IK06 1J xx3	Protection class:	I
Optic:	S/EW - Symmetric Extra-Wide	Net weight [kg]:	1.528
Overall diameter [mm]:	248	Overall width [mm]:	121

Mechanical features

Shape:	Round $150 \leq x \leq 300$ mm	Housing material:	Plastic
Diffuser material:	Glass	Glow wire test [°C]:	750 °C

Electrical features

Voltage type:	AC/DC	Input voltage [V AC]:	220/240
Input frequency [Hz]:	0/50/60	Power factor / COS Φ :	>0.9
Input voltage [V DC]:	170/276	Inrush current [A/ μ s]:	5 / 50
C10 1.5 mm ² :	52	C16 2.5 mm ² :	85
B10 1.5 mm ² :	31	B16 2.5 mm ² :	50

Installation

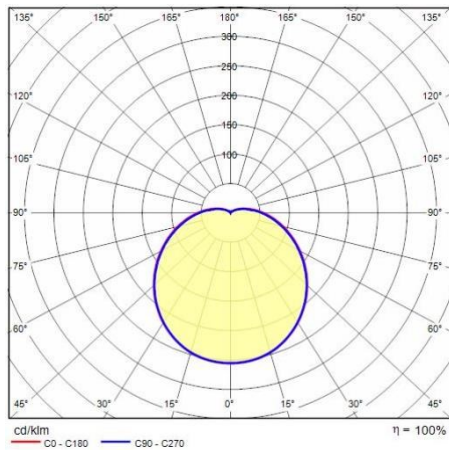
Application area:	Outdoor lighting	Mounting type:	Bulkhead
Min. ambient temperature [°C]:	-20	Max. ambient temperature [°C]:	35

Light features

MacAdam:	3	Lumen maintenance:	L80B10@60000h
Distribution of light emission:	Direct		

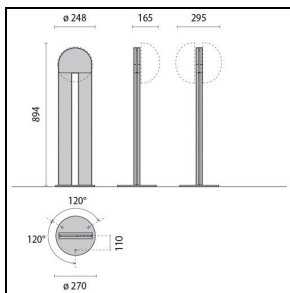
To maintain the regular updating of our products, PERFORMANCE IN LIGHTING reserves the right to make changes without prior notice. For the most up to date information we always recommend you read the latest version published on the website www.performanceinlighting.com. Delivered luminaire lumen outputs and power consumptions, including losses, are subject to a tolerance of +/- 7%, and unless otherwise stated the values apply to an ambient temperature of 25°C. Terms of warranty are available at <https://www.performanceinlighting.com/qr/company/led-warranty>

Photometric data



Optional accessories

CHIP TONDO



000500

Double Post

■ BK-81 / Black