

LASER+ 20 A/M

Part number 3107680



Description

LED floodlight for indoor and outdoor, comprising:

- Die-cast aluminium bearing structure polyester powder coat finish ISO 9227/12944 - ISO 9223 (C5)
- UV and heat stabilised, technopolymer diffuser with integral custom moulded optics
- High-transparency polycarbonate optics
- Anti-ageing custom moulded silicone sealing gasket(s) with resilient elastic return capacity
- High-efficiency die-cast aluminium heat sink
- Die-cast aluminium electrical connection box polyester powder coat finish ISO 9227/19244 - ISO 9233 (C5)
- Electrical connection through a 1.5-meter piece of H07RN-F 7G1.5 cable, allowing the electrical connection without opening the luminaire body. The electrical connection, with the cable coming from the power supply unit, must be made using a suitable waterproof system (e.g. junction box) with at least IP66 protection rating.
- Light beam obtained by the combination of multiple LED modules
- Other colour temperatures (CCT) and colour rendering index (CRI) options available. Consult factory
- Stainless steel locking hardware
- All LASER+ power consumption includes power unit losses
- Integral graduated goniometer for aiming purposes
- For LASER+ 20/30 models use only the power supply units available as accessories (ordered separately)
- IP66-rated power control gears available in DALI and DMX-RDM. Maximum distance of 100 m cable length between control gear and luminaire
- Integral surge protection device (SPD) against mains overvoltages up to 10 kV (CM/DM)
- Die-cast aluminium bracket, polyester powder coat prior surface chemical conversion
- Design by GIORGIO LODI

To maintain the regular updating of our products, PERFORMANCE IN LIGHTING reserves the right to make changes without prior notice. For the most up to date information we always recommend you read the latest version published on the website www.performanceinlighting.com. Delivered luminaire lumen outputs and power consumptions, including losses, are subject to a tolerance of +/- 7%, and unless otherwise stated the values apply to an ambient temperature of 25°C. Terms of warranty are available at <https://www.performanceinlighting.com/qr/company/led-warranty>

Product data

ETIM Group:	EG000027	ETIM Class:	EC001744
-------------	----------	-------------	----------

General information

Lampholder:	LED	Light source:	LED
Lightsource lumen output [lm]:	154700	Luminaire wattage [W]:	1060 W
CRI:	80	Colour temperature [K]:	5700
Colour / Finishing:	GR-94 / Metallic grey / Textured	IP degree of protection:	IP66
Impact resistance / impact energy:	IK09 13J xx7	Protection class:	I
Optic:	A50/M - Asymmetric Medium	Beam angle:	50°
Net weight [kg]:	23.883	Overall length [mm]:	496
Overall width [mm]:	796	Overall height [mm]:	440

Mechanical features

Shape:	Rectangular	Housing material:	Aluminium
Diffuser material:	Plastic	Glow wire test [°C]:	960 °C
Frontal exposed area [m ²]:	0.1	Lateral exposed area [m ²]:	0.07
Top exposed area [m ²]:	0.39		

Electrical features

Power factor / COS Φ :	>0.9
-----------------------------	------

Installation

Application area:	Outdoor lighting	Mounting type:	Professional floodlight
Min. ambient temperature [°C]:	-40	Max. ambient temperature [°C]:	40
Min. distance from lighted object [m]:	1.00		

Light features

MacAdam:	5	Lumen maintenance:	L80B10@72000h
Distribution of light emission:	Direct	Luminous Intensity Class:	G*6
Zero light pollution (ULR = 0%):			

To maintain the regular updating of our products, PERFORMANCE IN LIGHTING reserves the right to make changes without prior notice. For the most up to date information we always recommend you read the latest version published on the website www.performanceinlighting.com. Delivered luminaire lumen outputs and power consumptions, including losses, are subject to a tolerance of +/- 7%, and unless otherwise stated the values apply to an ambient temperature of 25°C. Terms of warranty are available at <https://www.performanceinlighting.com/qr/company/led-warranty>

Control gear

LASER+ 20



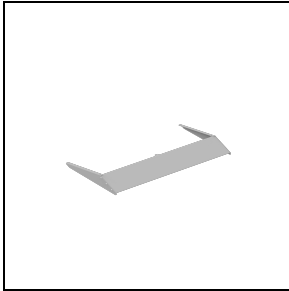
3109423
Driver box 1000 - 1,4 A - 2 CH - DALI



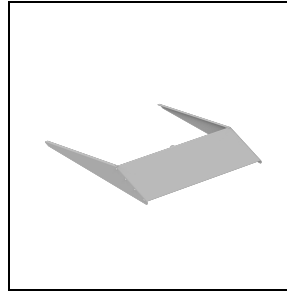
3109424
Driver box 1000 - 1,4 A - 2 CH - DMX

Optional accessories

LASER+ 20




3115077
Louvre LASER+ 20 - 5°
■ GR-94 / Metallic grey



3115078
Louvre LASER+ 20 - 10°
■ GR-94 / Metallic grey

LASER+



3116553
Pointer support



3117476
Brackets supports for driver
■ INOX / Stainless steel