

LASER+ 20 EXTREME ELL

Part number 3107769



Description

LED floodlight for indoor and outdoor, comprising:

- Die-cast aluminium bearing structure polyester powder coat finish ISO 9227/12944 - ISO 9223 (C5)
- UV and heat stabilised, technopolymer diffuser with integral custom moulded optics
- High-transparency polycarbonate optics
- Anti-ageing custom moulded silicone sealing gasket(s) with resilient elastic return capacity
- Ultra-high efficiency anodised extruded aluminium heat sink
- Die-cast aluminium electrical connection box polyester powder coat finish ISO 9227/19244 - ISO 9233 (C5)
- Electrical connection through a 1.5-meter piece of H07RN-F 7G1.5 cable, allowing the electrical connection without opening the luminaire body. The electrical connection, with the cable coming from the power supply unit, must be made using a suitable waterproof system (e.g. junction box) with at least IP66 protection rating.
- Light beam obtained by the combination of multiple LED modules
- Other colour temperatures (CCT) and colour rendering index (CRI) options available. Consult factory
- Stainless steel locking hardware
- Galvanised powder-coated steel bracket
- All LASER+ power consumption includes power unit losses
- Integral graduated goniometer for aiming purposes
- For LASER+ 20/30 models use only the power supply units available as accessories (ordered separately)
- IP66-rated power control gears available in DALI and DMX-RDM. Maximum distance of 100 m cable length between control gear and luminaire
- Integral surge protection device (SPD) against mains overvoltages up to 10 kV (CM/DM)
- Design by GIORGIO LODI

To maintain the regular updating of our products, PERFORMANCE IN LIGHTING reserves the right to make changes without prior notice. For the most up to date information we always recommend you read the latest version published on the website www.performanceinlighting.com. Delivered luminaire lumen outputs and power consumptions, including losses, are subject to a tolerance of +/- 7%, and unless otherwise stated the values apply to an ambient temperature of 25°C. Terms of warranty are available at <https://www.performanceinlighting.com/qr/company/led-warranty>

Product data

ETIM Group:	EG000027	ETIM Class:	EC001744
-------------	----------	-------------	----------

General information

Lampholder:	LED	Light source:	LED
Lightsource lumen output [lm]:	120500	Luminaire wattage [W]:	1060 W
CRI:	90	Colour temperature [K]:	5700
Colour / Finishing:	GR-94 / Metallic grey / Textured	IP degree of protection:	IP66
Impact resistance / impact energy:	IK08 6J xx5	Protection class:	I
Optic:	ELL - Elliptical	Beam angle:	15°x34°
Net weight [kg]:	25.315	Overall length [mm]:	496
Overall width [mm]:	796	Overall height [mm]:	440

Mechanical features

Shape:	Rectangular	Housing material:	Aluminium
Diffuser material:	Plastic	Glow wire test [°C]:	960 °C
Frontal exposed area [m ²]:	0.1	Lateral exposed area [m ²]:	0.07
Top exposed area [m ²]:	0.39		

Electrical features

Power factor / COS Φ :	>0.9
-----------------------------	------

Installation


Application area:	Outdoor lighting	Mounting type:	Professional floodlight
Min. ambient temperature [°C]:	-40	Max. ambient temperature [°C]:	50
Min. distance from lighted object [m]:	1.00		

Light features

MacAdam:	5	Lumen maintenance:	L80B10@72000h
Distribution of light emission:	Direct	Luminous Intensity Class:	G5
Zero light pollution (ULR = 0%):			


Control gear

LASER+ 20 EXTREME



3109423

Driver box 1000 - 1,4 A - 2 CH - DALI



3109424

Driver box 1000 - 1,4 A - 2 CH - DMX

Optional accessories

LASER+ EXTREME




3117476

Brackets supports for driver

■ INOX / Stainless steel

LASER+ EXTREME ELL / C



3109552

Pointer support