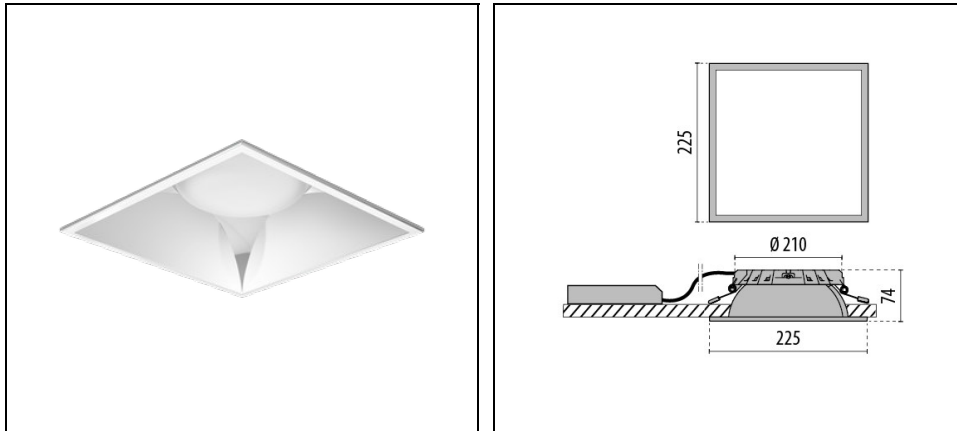


DL SQUARE MAXI

Part number 3108996



Description

Recessed, modular, LED downlight for indoor, comprising:

- LED module, die-cast aluminium heat sink, reflector with integrated ceiling trim, diffuser and external supply unit
- All components can be tool-less replaced lately
- Integrated diffuser grants an optimised uniformity
- Die-cast aluminium heat sink with Fast™ (Flexible air stream technology) cooling system grants an excellent dissipation and thermal management
- Built-in driver
- Suitable for ceiling tile thickness from 1-25 mm
- Quick and toolless installation

Options:

- High-shine modular radial louvre reflector with integrated ceiling frame made of metallised injection-moulded ABS with light-tight connection to LED module
- Injection-moulded ABS reflector with integral ceiling trim with light-tight connection to LED module and matte plastic pane (IP54)

To maintain the regular updating of our products, PERFORMANCE IN LIGHTING reserves the right to make changes without prior notice. For the most up to date information we always recommend you read the latest version published on the website www.performanceinlighting.com. Delivered luminaire lumen outputs and power consumptions, including losses, are subject to a tolerance of +/- 7%, and unless otherwise stated the values apply to an ambient temperature of 25°C. Terms of warranty are available at <https://www.performanceinlighting.com/qr/company/led-warranty>

Product data

| | | | |
|-------------|----------|-------------|----------|
| ETIM Group: | EG000027 | ETIM Class: | EC001744 |
|-------------|----------|-------------|----------|

General information

| | | | |
|----------------------------------|---------------------------|------------------------------------|----------------------------|
| Lampholder: | LED | Light source: | LED |
| Lightsource lumen output [lm]: | 2500 | Luminaire lumen output [lm]: | 2260 |
| Luminaire wattage [W]: | 15 W | Luminous efficacy [lm/W]: | 151 |
| CRI: | 80 | Colour temperature [K]: | 4000 |
| Colour / Finishing: | SL-10 / Silver / Textured | IP degree of protection: | IP20 |
| IP above/below ceiling: | IP20/IP44 | Impact resistance / impact energy: | IK07 2J xx5 |
| Protection class: | I | Optic: | C/EW - Circular Extra-Wide |
| Beam angle: | 2 x 42° | Net weight [kg]: | 0.939 |
| Overall length [mm]: | 225 | Overall width [mm]: | 225 |
| Overall height [mm]: | 74 | Cut-out dimensions [mm]: | 210 X 210 |
| Minimum installation depth [mm]: | 80 | | |

Mechanical features

| | | | |
|--------------------|-------------------------|----------------------|-----------|
| Shape: | Square 150 ≤ x ≤ 300 mm | Housing material: | Aluminium |
| Diffuser material: | Opal plastic | Glow wire test [°C]: | 650 °C |

Electrical features

| | | | |
|---------------------------|---------|---------------------------|----------|
| Voltage type: | AC/DC | Input voltage [V AC]: | 220/240 |
| Input frequency [Hz]: | 0/50/60 | Power factor / COS Φ: | >0.9 |
| Input voltage [V DC]: | 176/280 | Inrush current [A/μs]: | 15 / 204 |
| C10 1.5 mm ² : | 41 | C16 2.5 mm ² : | 66 |
| B10 1.5 mm ² : | 25 | B16 2.5 mm ² : | 40 |

Installation

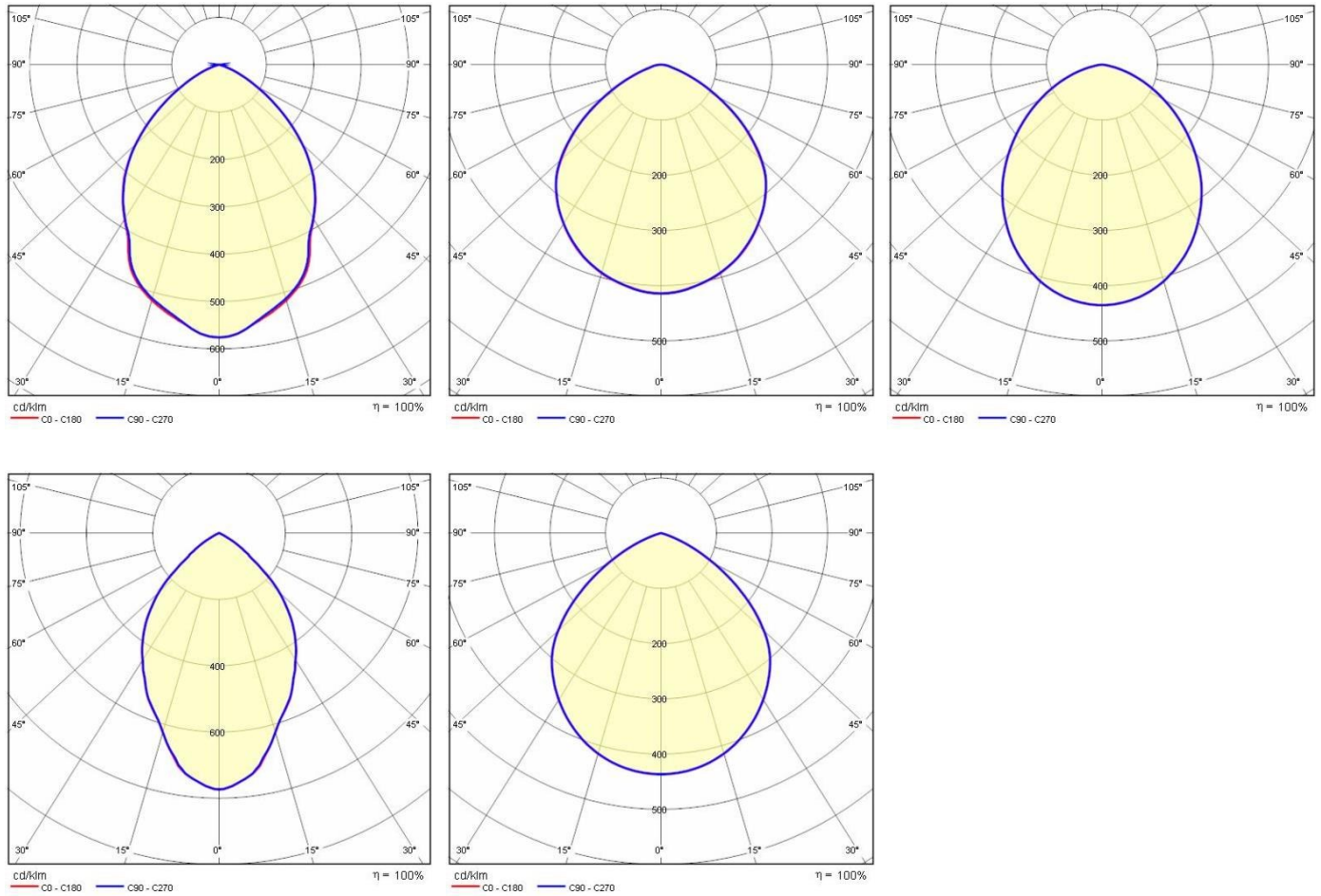
| | | | |
|--------------------------------|-----------------|--------------------------------|-------------------------|
| Application area: | Indoor lighting | Mounting type: | Downlight and spotlight |
| Min. ambient temperature [°C]: | 10 | Max. ambient temperature [°C]: | 40 |

Light features

| | | | |
|---------------------------------|--------|--------------------|---------------|
| MacAdam: | 3 | Lumen maintenance: | L80B10@50000h |
| Distribution of light emission: | Direct | UGR max.: | 21.0 |

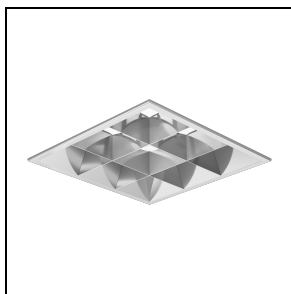
To maintain the regular updating of our products, PERFORMANCE iN LIGHTING reserves the right to make changes without prior notice. For the most up to date information we always recommend you read the latest version published on the website www.performanceinlighting.com. Delivered luminaire lumen outputs and power consumptions, including losses, are subject to a tolerance of +/- 7%, and unless otherwise stated the values apply to an ambient temperature of 25°C. Terms of warranty are available at <https://www.performanceinlighting.com/qr/company/led-warranty>

Photometric data

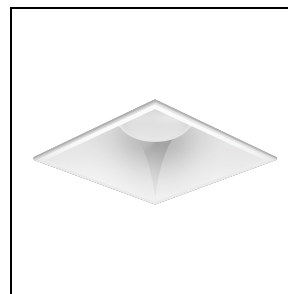


Optional accessories

DL SQUARE MAXI




3109020
Louvre reflector DL SQUARE MAXI




3109018
White reflector DL SQUARE MAXI

To maintain the regular updating of our products, PERFORMANCE IN LIGHTING reserves the right to make changes without prior notice. For the most up to date information we always recommend you read the latest version published on the website www.performanceinlighting.com. Delivered luminaire lumen outputs and power consumptions, including losses, are subject to a tolerance of +/- 7%, and unless otherwise stated the values apply to an ambient temperature of 25°C. Terms of warranty are available at <https://www.performanceinlighting.com/qr/company/led-warranty>



3109021

Matte plastic panel (IP54) DL SQUARE
MAXI



3109019

Black reflector DL SQUARE MAXI

To maintain the regular updating of our products, PERFORMANCE IN LIGHTING reserves the right to make changes without prior notice. For the most up to date information we always recommend you read the latest version published on the website www.performanceinlighting.com. Delivered luminaire lumen outputs and power consumptions, including losses, are subject to a tolerance of +/- 7%, and unless otherwise stated the values apply to an ambient temperature of 25°C. Terms of warranty are available at <https://www.performanceinlighting.com/qr/company/led-warranty>