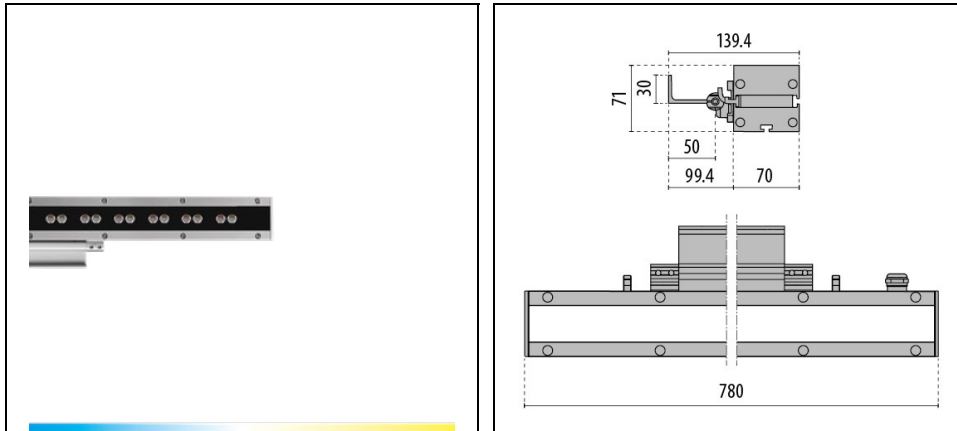


STRIP SQUARE+ 780

Part number 3109336



Description

Indoor and outdoor wall-mount luminaire, comprising:

- Extruded anodised aluminium housing
- Toughened, glass diffuser, silk-screened on the inside
- Coated die-cast aluminium end caps
- Anti-ageing custom moulded silicone sealing gasket(s)
- Stainless steel locking hardware
- IP-rated external socket-plug fast connector (QUICK), complete with factory pre-wired cable
- Adjustable wall mounting bracket for directing the luminaire
- High heat-dissipating aluminium gear tray for increased inner components lifespan
- Built-in driver
- Light colour and brightness dimming adjustable via Tunable White control system
- Tunable White (TW) options for dynamic lighting schemes CCT transition from 2700K to 6500K - (DALI DT8)

To maintain the regular updating of our products, PERFORMANCE IN LIGHTING reserves the right to make changes without prior notice. For the most up to date information we always recommend you read the latest version published on the website www.performanceinlighting.com. Delivered luminaire lumen outputs and power consumptions, including losses, are subject to a tolerance of +/- 7%, and unless otherwise stated the values apply to an ambient temperature of 25°C. Terms of warranty are available at <https://www.performanceinlighting.com/qr/company/led-warranty>

Product data

ETIM Group:	EG000027	ETIM Class:	EC002892
-------------	----------	-------------	----------

General information

Lampholder:	LED	Light source:	LED
Lightsource lumen output [lm]:	3324	Luminaire lumen output [lm]:	1655
Luminaire wattage [W]:	22 W	Luminous efficacy [lm/W]:	75
CRI:	80	Colour temperature [K]:	tw 2700-6500
Colour / Finishing:	GR-11 / Anodised grey / Matt	IP degree of protection:	IP66
Impact resistance / impact energy:	IK10 20J xxg	Protection class:	II
Optic:	ELL - Elliptical	Beam angle:	15°x45°
Net weight [kg]:	4.568	Overall length [mm]:	780
Overall width [mm]:	139	Overall height [mm]:	71

Mechanical features

Shape:	Rectangular	Housing material:	Aluminium
Diffuser material:	Glass		

Electrical features

Voltage type:	AC/DC	Input voltage [V AC]:	220/240
Input frequency [Hz]:	0/50/60	Power factor / COS Φ:	>0.9
Input voltage [V DC]:	176/280	Inrush current [A/μs]:	26 / 152
C10 1.5 mm ² :	40	C16 2.5 mm ² :	65
B10 1.5 mm ² :	24	B16 2.5 mm ² :	39

Installation

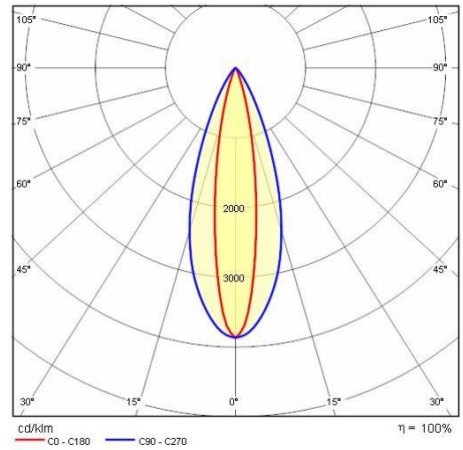
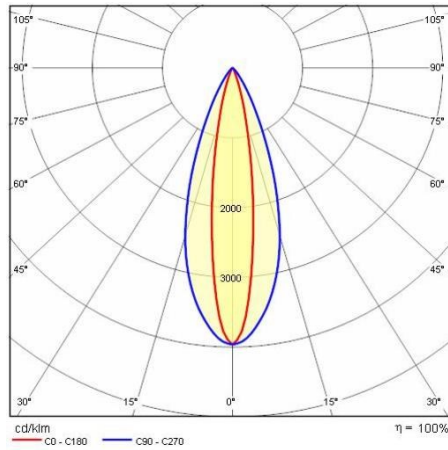
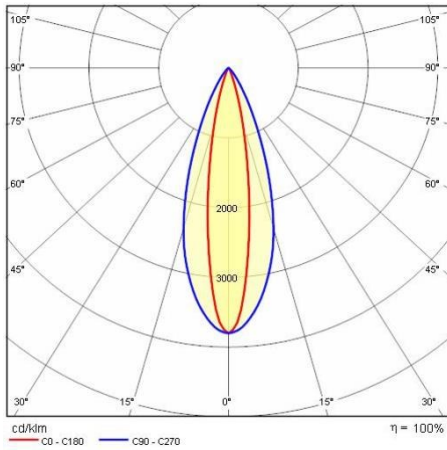
Application area:	Outdoor lighting	Mounting type:	Architectural floodlight
Min. ambient temperature [°C]:	-25	Max. ambient temperature [°C]:	35

Light features

MacAdam:	3	Lumen maintenance:	L80B10@6000h
Distribution of light emission:	Direct	Zero light pollution (ULR = 0%):	

To maintain the regular updating of our products, PERFORMANCE IN LIGHTING reserves the right to make changes without prior notice. For the most up to date information we always recommend you read the latest version published on the website www.performanceinlighting.com. Delivered luminaire lumen outputs and power consumptions, including losses, are subject to a tolerance of +/- 7%, and unless otherwise stated the values apply to an ambient temperature of 25°C. Terms of warranty are available at <https://www.performanceinlighting.com/qr/company/led-warranty>

Photometric data



To maintain the regular updating of our products, PERFORMANCE IN LIGHTING reserves the right to make changes without prior notice. For the most up to date information we always recommend you read the latest version published on the website www.performanceinlighting.com. Delivered luminaire lumen outputs and power consumptions, including losses, are subject to a tolerance of +/- 7%, and unless otherwise stated the values apply to an ambient temperature of 25°C. Terms of warranty are available at <https://www.performanceinlighting.com/qr/company/led-warranty>