


STRIP SQUARE+ INGROUND 1050

Part number 3109367



Description

Recessed inground luminaire for interior and outdoor use comprising:

- Extruded anodised aluminium housing
- Toughened, glass diffuser, silk-screened on the inside
- Coated die-cast aluminium end caps
- Anti-ageing custom moulded silicone sealing gasket(s)
- Complete with IP-rated through wiring connection box (WATER-STOP) for cables \varnothing 5 mm to \varnothing 13 mm
- Stainless steel locking hardware
- High heat-dissipating aluminium gear tray for increased inner components lifespan
- Built-in driver
- Recessed box to be ordered separately
- Through-wiring designed

To maintain the regular updating of our products, PERFORMANCE IN LIGHTING reserves the right to make changes without prior notice. For the most up to date information we always recommend you read the latest version published on the website www.performanceinlighting.com. Delivered luminaire lumen outputs and power consumptions, including losses, are subject to a tolerance of +/- 7%, and unless otherwise stated the values apply to an ambient temperature of 25°C. Terms of warranty are available at <https://www.performanceinlighting.com/qr/company/led-warranty>

Product data

ETIM Group:	EG000027	ETIM Class:	EC000758
-------------	----------	-------------	----------

General information

Lampholder:	LED	Light source:	LED
Lightsource lumen output [lm]:	4000	Luminaire lumen output [lm]:	2680
Luminaire wattage [W]:	26 W	Luminous efficacy [lm/W]:	103
CRI:	80	Colour temperature [K]:	3000
Colour / Finishing:	GR-11 / Anodised grey / Matt	IP degree of protection:	IP67
Impact resistance / impact energy:	IK10 20J xxg	Protection class:	I
Optic:	ELL - Elliptical	Beam angle:	15°x45°
Net weight [kg]:	4.507	Overall length [mm]:	1054
Overall width [mm]:	100	Overall height [mm]:	72

Mechanical features

Shape:	Rectangular	Housing material:	Aluminium
Diffuser material:	Glass	Dinamic load [kg]:	7500
Speed [km/h]:	30	Static load [kg]:	2000
Shear load [kN]:	5	Resistance to torque [Nm]:	50

Electrical features

Voltage type:	AC	Input voltage [V AC]:	220/240
Input frequency [Hz]:	50/60	Power factor / COS Φ:	>0.9
Inrush current [A/μs]:	5 / 50	C10 1.5 mm ² :	52
C16 2.5 mm ² :	83	B10 1.5 mm ² :	32
B16 2.5 mm ² :	50		

Installation

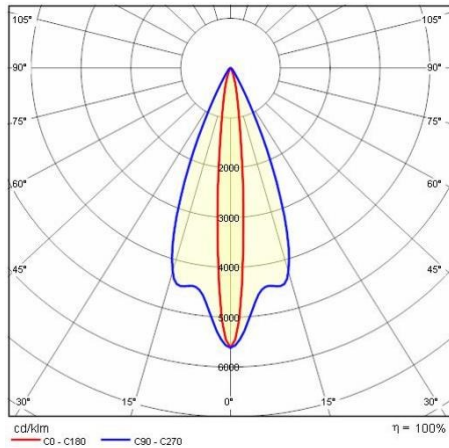
Application area:	Outdoor lighting	Mounting type:	Inground
Min. ambient temperature [°C]:	-25	Max. ambient temperature [°C]:	45
Glass temperature [°C]:	35	Ingrounds classification:	A1 A2 A3 A4 A5

Light features

MacAdam:	3	Lumen maintenance:	L80B10@60000h
Distribution of light emission:	Direct		


To maintain the regular updating of our products, PERFORMANCE IN LIGHTING reserves the right to make changes without prior notice. For the most up to date information we always recommend you read the latest version published on the website www.performanceinlighting.com. Delivered luminaire lumen outputs and power consumptions, including losses, are subject to a tolerance of +/- 7%, and unless otherwise stated the values apply to an ambient temperature of 25°C. Terms of warranty are available at <https://www.performanceinlighting.com/qr/company/led-warranty>

Photometric data



Mandatory accessories

STRIP SQUARE+ INGROUND

**310424**

Recessed fixing kit L 1094 mm