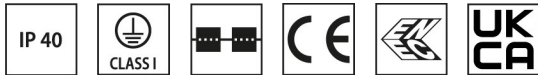



SL787+ PL OP

Part number 3109607



Description

Suspended, LED luminaire for indoor, comprising:

- Extruded aluminium housing, anodised (EV1), die-cast aluminium endcaps, polyester powder coat finish
- Opal PMMA diffuser for optimal light distribution and uniformity
- Streamlined, simple design with flush end caps
- High-quality workmanship of profile connections for a perfect look
- UGR <math><19</math> for all luminosities
- Through-wiring designed
- Simple and convenient lighting installation
- Interchangeable lighting inserts
- Direct light distribution
- Colour tolerance according to MacAdam ≤ 3 SDCM
- Complete with steel suspension cable (1.5 m), transparent power cable and canopy
- Continuous mounted options and many other configurations are available at www.light-performer.com

To maintain the regular updating of our products, PERFORMANCE IN LIGHTING reserves the right to make changes without prior notice. For the most up to date information we always recommend you read the latest version published on the website www.performanceinlighting.com. Delivered luminaire lumen outputs and power consumptions, including losses, are subject to a tolerance of +/- 7%, and unless otherwise stated the values apply to an ambient temperature of 25°C. Terms of warranty are available at <https://www.performanceinlighting.com/qr/company/led-warranty>

Product data

ETIM Group:	EG000027	ETIM Class:	EC001743
-------------	----------	-------------	----------

General information

Lampholder:	LED	Light source:	LED
Lightsource lumen output [lm]:	2040	Luminaire lumen output [lm]:	1820
Luminaire wattage [W]:	12 W	Luminous efficacy [lm/W]:	152
CRI:	80	Colour temperature [K]:	3000
Colour / Finishing:	GR-EV1 / Anodised grey / Matt	IP degree of protection:	IP40
Impact resistance / impact energy:	IK05 0.7J xx3	Protection class:	I
Optic:	S/A - Symmetric direct	Beam angle:	2 x 48° / 51°
Net weight [kg]:	4.972	Overall length [mm]:	1412
Overall width [mm]:	70	Overall height [mm]:	85

Mechanical features

Shape:	Rectangular	Housing material:	Aluminium
Diffuser material:	Opal plastic	Glow wire test [°C]:	650 °C

Electrical features

Voltage type:	AC	Input voltage [V AC]:	220/240
Input frequency [Hz]:	220-240V 50/60Hz	Power factor / COS Φ:	0.9
Input voltage [V DC]:	176/280	Inrush current [A/μs]:	21 / 126
C10 1.5 mm ² :	35	C16 2.5 mm ² :	60
B10 1.5 mm ² :	23	B16 2.5 mm ² :	36
EEL:	A2		

Installation

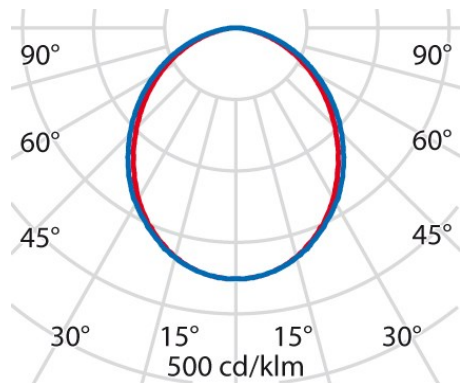
Application area:	Indoor lighting	Mounting type:	Linear systems
Min. ambient temperature [°C]:	10	Max. ambient temperature [°C]:	40

Light features

MacAdam:	3	Lumen maintenance:	L80B10@50000h
Distribution of light emission:	Direct	DFF - Downward Flux Fraction [%]:	100
UFF - Upward Flux Fraction [%]:	0	UGR max.:	22.0

To maintain the regular updating of our products, PERFORMANCE iN LIGHTING reserves the right to make changes without prior notice. For the most up to date information we always recommend you read the latest version published on the website www.performanceinlighting.com. Delivered luminaire lumen outputs and power consumptions, including losses, are subject to a tolerance of +/- 7%, and unless otherwise stated the values apply to an ambient temperature of 25°C. Terms of warranty are available at <https://www.performanceinlighting.com/qr/company/led-warranty>

Photometric data



To maintain the regular updating of our products, PERFORMANCE IN LIGHTING reserves the right to make changes without prior notice. For the most up to date information we always recommend you read the latest version published on the website www.performanceinlighting.com. Delivered luminaire lumen outputs and power consumptions, including losses, are subject to a tolerance of +/- 7%, and unless otherwise stated the values apply to an ambient temperature of 25°C. Terms of warranty are available at <https://www.performanceinlighting.com/qr/company/led-warranty>