


MANGO+ MIDI MULTIPOWER

Part number 3109844



Description

Recessed, modular, round LED downlight for indoor, comprising:

- Die-cast aluminium heat sink with Fast™ (Flexible air stream technology) cooling system grants an excellent dissipation and thermal management
- Injection-moulded ABS reflector with integral ceiling trim with light-tight connection to LED module
- Integrated diffuser grants an optimised uniformity
- Integral Dip-Switches to select one of two power levels, which can be field adjustable (MULTIPOWER models)
- Quick and toolless installation
- Rapid spring-type installation
- All components can be tool-less replaced lately
- Suitable for ceiling tile thickness from 1-25 mm

To maintain the regular updating of our products, PERFORMANCE IN LIGHTING reserves the right to make changes without prior notice. For the most up to date information we always recommend you read the latest version published on the website www.performanceinlighting.com. Delivered luminaire lumen outputs and power consumptions, including losses, are subject to a tolerance of +/- 7%, and unless otherwise stated the values apply to an ambient temperature of 25°C. Terms of warranty are available at <https://www.performanceinlighting.com/qr/company/led-warranty>

Product data

ETIM Group:	EG000027	ETIM Class:	EC001744
-------------	----------	-------------	----------

General information

Lampholder:	LED	Light source:	LED
Lightsource lumen output [lm]:	1475/1925	Luminaire lumen output [lm]:	1115/1455
Luminaire wattage [W]:	11.5/15 W	Luminous efficacy [lm/W]:	127
CRI:	80	Colour temperature [K]:	3000
Colour / Finishing:	WH-RAL9010 / White RAL9010 / Textured	IP degree of protection:	IP20
IP above/below ceiling:	IP20/IP44	Impact resistance / impact energy:	IK07 2J xx5
Protection class:	II	Optic:	C/EW - Circular Extra-Wide
Beam angle:	2x50°	Net weight [kg]:	1.462
Overall diameter [mm]:	190	Overall height [mm]:	102
Cut-out diameter [mm]:	Ø 185	Minimum installation depth [mm]:	100

Mechanical features

Shape:	Round $150 \leq x \leq 300$ mm	Housing material:	Aluminium
Diffuser material:	Opal plastic	Glow wire test [°C]:	650 °C

Electrical features

Voltage type:	AC	Input voltage [V AC]:	220/240
Input frequency [Hz]:	50/60	Power factor / COS Φ :	>0.9
Inrush current [A/ μ s]:	60 / 350	C10 1.5 mm ² :	16
C16 2.5 mm ² :	27	B10 1.5 mm ² :	10
B16 2.5 mm ² :	16		

Installation

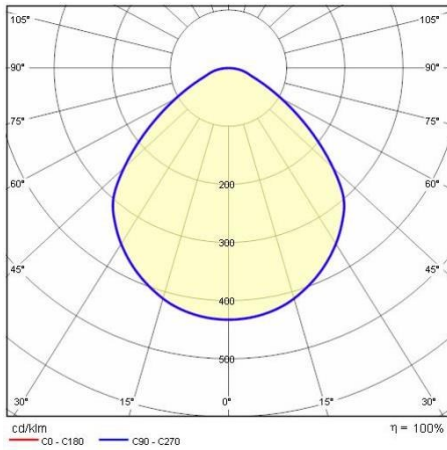
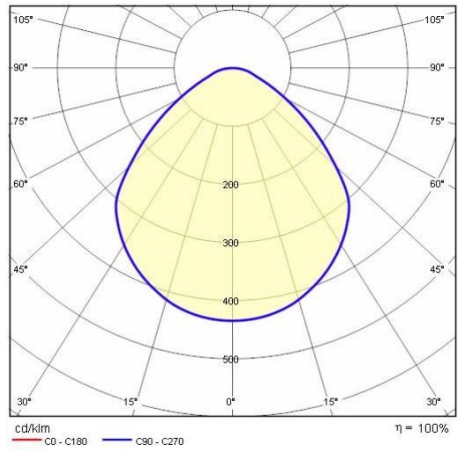
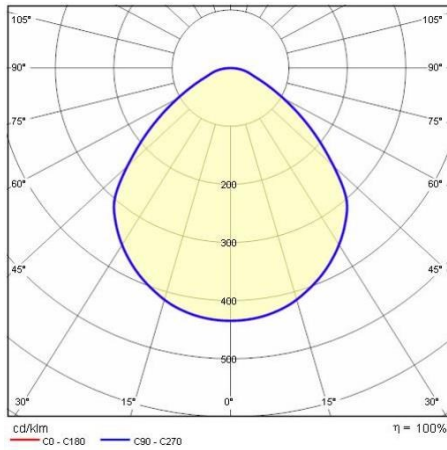
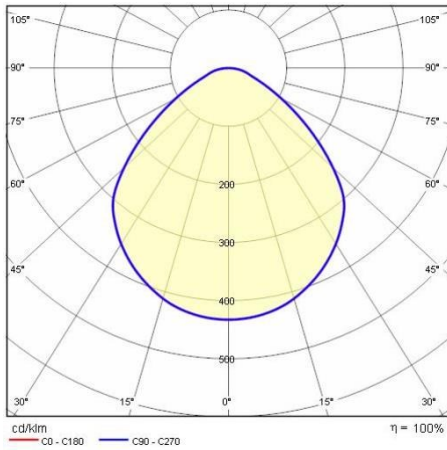
Application area:	Indoor lighting	Mounting type:	Downlight and spotlight
Min. ambient temperature [°C]:	-5	Max. ambient temperature [°C]:	25

Light features

MacAdam:	3	Lumen maintenance:	L80B10@50000h
Distribution of light emission:	Direct	UGR max.:	22.0

To maintain the regular updating of our products, PERFORMANCE IN LIGHTING reserves the right to make changes without prior notice. For the most up to date information we always recommend you read the latest version published on the website www.performanceinlighting.com. Delivered luminaire lumen outputs and power consumptions, including losses, are subject to a tolerance of +/- 7%, and unless otherwise stated the values apply to an ambient temperature of 25°C. Terms of warranty are available at <https://www.performanceinlighting.com/qr/company/led-warranty>

Photometric data



To maintain the regular updating of our products, PERFORMANCE IN LIGHTING reserves the right to make changes without prior notice. For the most up to date information we always recommend you read the latest version published on the website www.performanceinlighting.com. Delivered luminaire lumen outputs and power consumptions, including losses, are subject to a tolerance of +/- 7%, and unless otherwise stated the values apply to an ambient temperature of 25°C. Terms of warranty are available at <https://www.performanceinlighting.com/gr/company/led-warranty>