

MANGO+ MAXI MULTIPOWER

Part number 3109853



Description

Recessed, modular, round LED downlight for indoor, comprising:

- Die-cast aluminium heat sink with Fast™ (Flexible air stream technology) cooling system grants an excellent dissipation and thermal management
- Injection-moulded ABS reflector with integral ceiling trim with light-tight connection to LED module
- Integrated diffuser grants an optimised uniformity
- Integral Dip-Switches to select one of two power levels, which can be field adjustable (MULTIPOWER models)
- Quick and toolless installation
- Rapid spring-type installation
- All components can be tool-less replaced lately
- Suitable for ceiling tile thickness from 1-25 mm
- Emergency 1h

To maintain the regular updating of our products, PERFORMANCE IN LIGHTING reserves the right to make changes without prior notice. For the most up to date information we always recommend you read the latest version published on the website www.performanceinlighting.com. Delivered luminaire lumen outputs and power consumptions, including losses, are subject to a tolerance of +/- 7%, and unless otherwise stated the values apply to an ambient temperature of 25°C. Terms of warranty are available at <https://www.performanceinlighting.com/qr/company/led-warranty>

Product data

ETIM Group:	EG000027	ETIM Class:	EC001744
-------------	----------	-------------	----------

General information

Lampholder:	LED	Light source:	LED
Lightsource lumen output [lm]:	2660/3450	Luminaire lumen output [lm]:	2010/2605
Luminaire wattage [W]:	18.5/24 W	Luminous efficacy [lm/W]:	141
CRI:	80	Colour temperature [K]:	4000
Colour / Finishing:	WH-RAL9010 / White RAL9010 / Textured	IP degree of protection:	IP20
IP above/below ceiling:	IP20/IP44	Impact resistance / impact energy:	IK07 2J xx5
Protection class:	II	Optic:	C/EW - Circular Extra-Wide
Beam angle:	2x51°	Net weight [kg]:	1.715
Overall diameter [mm]:	224	Overall height [mm]:	102
Cut-out diameter [mm]:	Ø 220	Minimum installation depth [mm]:	100

Mechanical features

Shape:	Round $150 \leq x \leq 300$ mm	Housing material:	Aluminium
Diffuser material:	Opal plastic	Glow wire test [°C]:	650 °C

Electrical features

Voltage type:	AC	Input voltage [V AC]:	220/240
Input frequency [Hz]:	50/60	Power factor / COS Φ :	>0.9
Inrush current [A/ μ s]:	60 / 350	C10 1.5 mm ² :	16
C16 2.5 mm ² :	27	B10 1.5 mm ² :	10
B16 2.5 mm ² :	16		

Installation

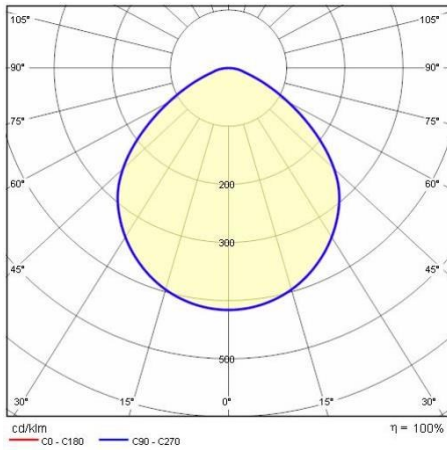
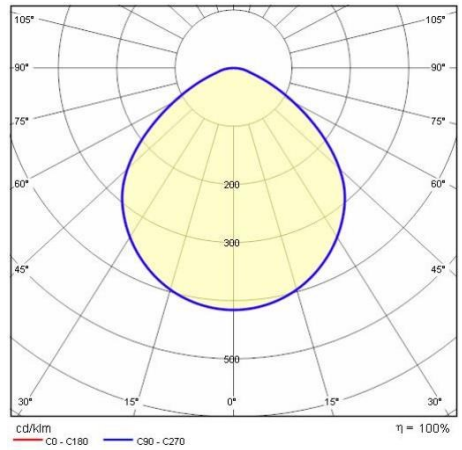
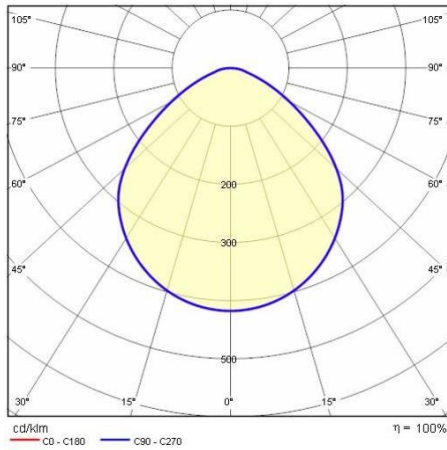
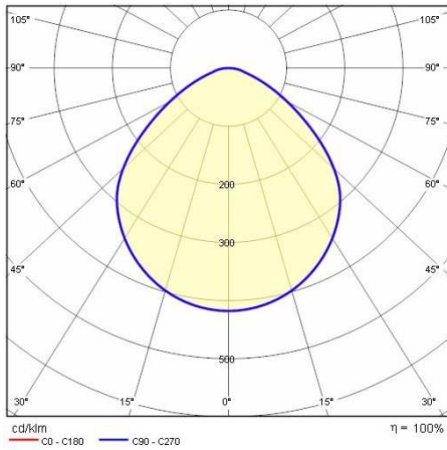
Application area:	Indoor lighting	Mounting type:	Downlight and spotlight
Min. ambient temperature [°C]:	-5	Max. ambient temperature [°C]:	25

Light features

MacAdam:	3	Lumen maintenance:	L80B10@50000h
Distribution of light emission:	Direct		

To maintain the regular updating of our products, PERFORMANCE iN LIGHTING reserves the right to make changes without prior notice. For the most up to date information we always recommend you read the latest version published on the website www.performanceinlighting.com. Delivered luminaire lumen outputs and power consumptions, including losses, are subject to a tolerance of +/- 7%, and unless otherwise stated the values apply to an ambient temperature of 25°C. Terms of warranty are available at <https://www.performanceinlighting.com/gr/company/led-warranty>

Photometric data



To maintain the regular updating of our products, PERFORMANCE IN LIGHTING reserves the right to make changes without prior notice. For the most up to date information we always recommend you read the latest version published on the website www.performanceinlighting.com. Delivered luminaire lumen outputs and power consumptions, including losses, are subject to a tolerance of +/- 7%, and unless otherwise stated the values apply to an ambient temperature of 25°C. Terms of warranty are available at <https://www.performanceinlighting.com/gr/company/led-warranty>