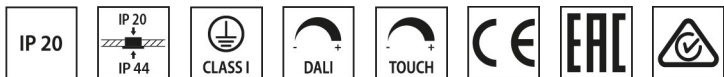
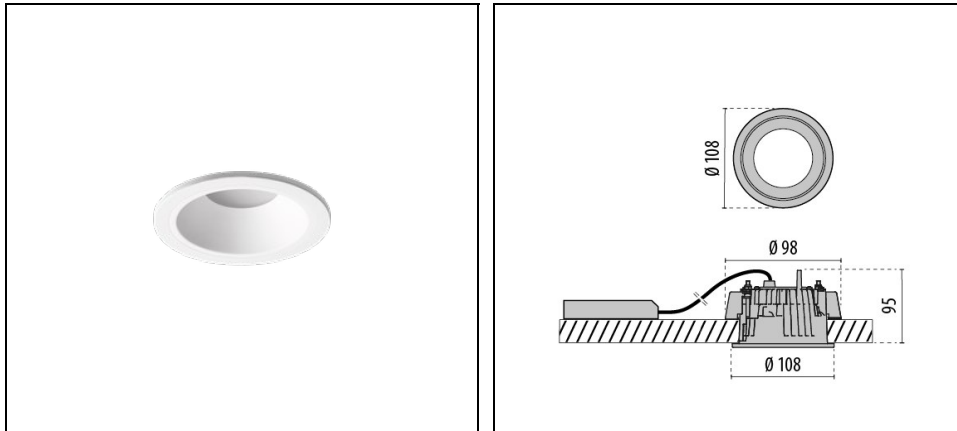


# DLSB100 LED OPAL COVER - 95 MM

Part number 810710964001



## Description

Recessed, modular, round LED downlight for indoor, comprising:

- Multi-purpose die-cast aluminium housing combines all functions: heat-sinking, ceiling trim, ceiling brackets and gear tray connection
- Light-tight housing (prevents light distribution in the suspended ceiling)
- Suitable for ceiling tile thickness from 1-25 mm
- Recessed frosted diffuser for optimal light distribution and high homogeneity
- White modular reflector, ABS injection-moulded with light-tight connection of LED board
- Excellent heat dissipation through die-cast aluminium heat sink with Fast™ (Flexible Air Stream) Technology
- Colour tolerance according to MacAdam  $\leq 3$  SDCM
- Built-in driver
- DALI dimmable
- Protection class IP54 (for light emission surface for installation in closed ceilings)

To maintain the regular updating of our products, PERFORMANCE IN LIGHTING reserves the right to make changes without prior notice. For the most up to date information we always recommend you read the latest version published on the website [www.performanceinlighting.com](http://www.performanceinlighting.com). Delivered luminaire lumen outputs and power consumptions, including losses, are subject to a tolerance of +/- 7%, and unless otherwise stated the values apply to an ambient temperature of 25°C. Terms of warranty are available at <https://www.performanceinlighting.com/qr/company/led-warranty>

## Product data

|             |          |             |          |
|-------------|----------|-------------|----------|
| ETIM Group: | EG000027 | ETIM Class: | EC001744 |
|-------------|----------|-------------|----------|

## General information

|                                |  |                                    |                            |
|--------------------------------|--|------------------------------------|----------------------------|
| Lampholder:                    | LED                                      | Light source:                      | LED                        |
| Lightsource lumen output [lm]: | 1100                                     | Luminaire lumen output [lm]:       | 810                        |
| Luminaire wattage [W]:         | 10 W                                     | Luminous efficacy [lm/W]:          | 81                         |
| CRI:                           | 80                                       | Colour temperature [K]:            | 4000                       |
| Colour / Finishing:            | WH-RAL9016 / White<br>RAL9016 / Textured | IP degree of protection:           | IP20                       |
| IP above/below ceiling:        | IP20/IP44                                | Impact resistance / impact energy: | IK07 2J xx5                |
| Protection class:              | I  | Optic:                             | C/EW - Circular Extra-Wide |
| Beam angle:                    | 2 x 45°                                  | Net weight [kg]:                   | 0.756                      |
| Overall diameter [mm]:         | 108                                      | Overall height [mm]:               | 95                         |
| Cut-out diameter [mm]:         | Ø 98                                     | Minimum installation depth [mm]:   | 95                         |

## Mechanical features

|                    |                |                      |           |
|--------------------|----------------|----------------------|-----------|
| Shape:             | Round ≤ 150 mm | Housing material:    | Aluminium |
| Diffuser material: | Plastic        | Glow wire test [°C]: | 650 °C    |

## Electrical features

|                           |         |                           |         |
|---------------------------|---------|---------------------------|---------|
| Voltage type:             | AC/DC   | Input voltage [V AC]:     | 220/240 |
| Input frequency [Hz]:     | 0/50/60 | Power factor / COS Φ:     | 0.9     |
| C10 1.5 mm <sup>2</sup> : | 40      | C16 2.5 mm <sup>2</sup> : | 64      |
| B10 1.5 mm <sup>2</sup> : | 24      | B16 2.5 mm <sup>2</sup> : | 38      |
| EEL:                      | A1      |                           |         |

## Installation

|                                |                 |                                |                         |
|--------------------------------|-----------------|--------------------------------|-------------------------|
| Application area:              | Indoor lighting | Mounting type:                 | Downlight and spotlight |
| Min. ambient temperature [°C]: | 10              | Max. ambient temperature [°C]: | 40                      |

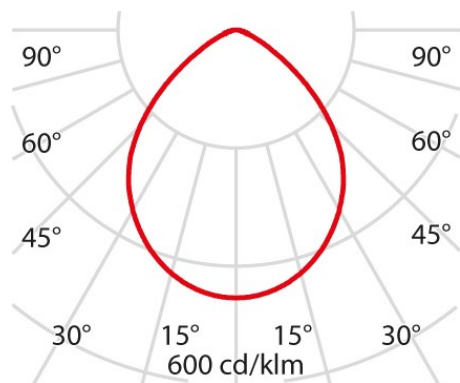
## Light features

|                                 |        |                                   |               |
|---------------------------------|--------|-----------------------------------|---------------|
| MacAdam:                        | 3      | Lumen maintenance:                | L80B10@50000h |
| Distribution of light emission: | Direct | DFF - Downward Flux Fraction [%]: | 100           |
| UFF - Upward Flux Fraction [%]: | 0      |                                   |               |

To maintain the regular updating of our products, PERFORMANCE iN LIGHTING reserves the right to make changes without prior notice. For the most up to date information we always recommend you read the latest version published on the website [www.performanceinlighting.com](http://www.performanceinlighting.com). Delivered luminaire lumen outputs and power consumptions, including losses, are subject to a tolerance of +/- 7%, and unless otherwise stated the values apply to an ambient temperature of 25°C. Terms of warranty are available at <https://www.performanceinlighting.com/qr/company/led-warranty>

## Photometric data

---



To maintain the regular updating of our products, PERFORMANCE IN LIGHTING reserves the right to make changes without prior notice. For the most up to date information we always recommend you read the latest version published on the website [www.performanceinlighting.com](http://www.performanceinlighting.com). Delivered luminaire lumen outputs and power consumptions, including losses, are subject to a tolerance of +/- 7%, and unless otherwise stated the values apply to an ambient temperature of 25°C. Terms of warranty are available at <https://www.performanceinlighting.com/qr/company/led-warranty>