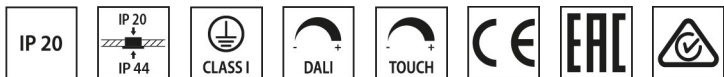
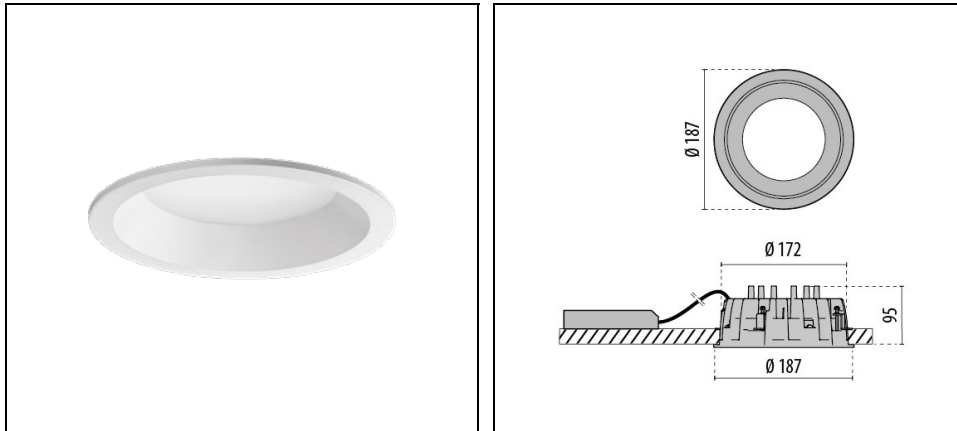


DLSB185 LED OPAL COVER - 95 MM

Part number 818710863001



Description

Recessed, modular, round LED downlight for indoor, comprising:

- Multi-purpose die-cast aluminium housing combines all functions: heat-sinking, ceiling trim, ceiling brackets and gear tray connection
- Light-tight housing (prevents light distribution in the suspended ceiling)
- Suitable for ceiling tile thickness from 1-25 mm
- Recessed frosted diffuser for optimal light distribution and high homogeneity
- White modular reflector, ABS injection-moulded with light-tight connection of LED board
- Excellent heat dissipation through die-cast aluminium heat sink with Fast™ (Flexible Air Stream) Technology
- Colour tolerance according to MacAdam ≤ 3 SDCM
- Built-in driver
- DALI dimmable

To maintain the regular updating of our products, PERFORMANCE IN LIGHTING reserves the right to make changes without prior notice. For the most up to date information we always recommend you read the latest version published on the website www.performanceinlighting.com. Delivered luminaire lumen outputs and power consumptions, including losses, are subject to a tolerance of +/- 7%, and unless otherwise stated the values apply to an ambient temperature of 25°C. Terms of warranty are available at <https://www.performanceinlighting.com/qr/company/led-warranty>

Product data

ETIM Group:	EG000027	ETIM Class:	EC001744
-------------	----------	-------------	----------

General information

Lampholder:	LED	Light source:	LED
Lightsource lumen output [lm]:	1402	Luminaire lumen output [lm]:	1095
Luminaire wattage [W]:	9.5 W	Luminous efficacy [lm/W]:	115
CRI:	80	Colour temperature [K]:	3000
Colour / Finishing:	WH-RAL9016 / White RAL9016 / Textured	IP degree of protection:	IP20
IP above/below ceiling:	IP20/IP44	Impact resistance / impact energy:	IK06 1J xx3
Protection class:	I	Optic:	C/EW - Circular Extra-Wide
Beam angle:	2 x 48°	Net weight [kg]:	1.316
Overall diameter [mm]:	187	Overall height [mm]:	95
Cut-out diameter [mm]:	Ø 172	Minimum installation depth [mm]:	95

Mechanical features

Shape:	Round $150 \leq x \leq 300$ mm	Housing material:	Aluminium
Diffuser material:	Plastic	Glow wire test [°C]:	650 °C

Electrical features

Voltage type:	AC/DC	Input voltage [V AC]:	220/240
Input frequency [Hz]:	0/50/60	Power factor / COS Φ :	0.9
C10 1.5 mm ² :	40	C16 2.5 mm ² :	64
B10 1.5 mm ² :	23	B16 2.5 mm ² :	38
EEL:	A1		

Installation

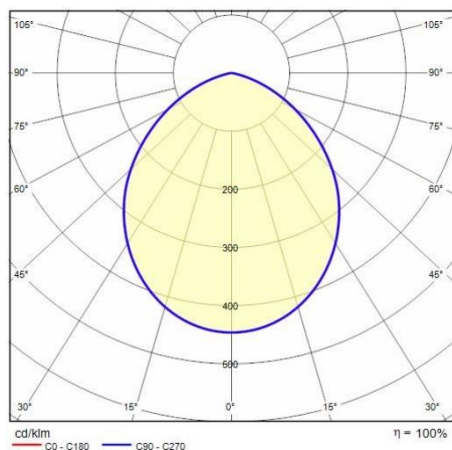
Application area:	Indoor lighting	Mounting type:	Downlight and spotlight
Min. ambient temperature [°C]:	10	Max. ambient temperature [°C]:	40

Light features

MacAdam:	3	Lumen maintenance:	L80B10@50000h
Distribution of light emission:	Direct	DFF - Downward Flux Fraction [%]:	100
UFF - Upward Flux Fraction [%]:	0		

To maintain the regular updating of our products, PERFORMANCE IN LIGHTING reserves the right to make changes without prior notice. For the most up to date information we always recommend you read the latest version published on the website www.performanceinlighting.com. Delivered luminaire lumen outputs and power consumptions, including losses, are subject to a tolerance of +/- 7%, and unless otherwise stated the values apply to an ambient temperature of 25°C. Terms of warranty are available at <https://www.performanceinlighting.com/qr/company/led-warranty>

Photometric data



To maintain the regular updating of our products, PERFORMANCE IN LIGHTING reserves the right to make changes without prior notice. For the most up to date information we always recommend you read the latest version published on the website www.performanceinlighting.com. Delivered luminaire lumen outputs and power consumptions, including losses, are subject to a tolerance of +/- 7%, and unless otherwise stated the values apply to an ambient temperature of 25°C. Terms of warranty are available at <https://www.performanceinlighting.com/qr/company/led-warranty>