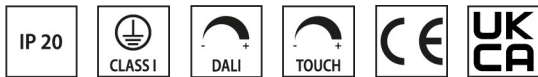



# LIQUID PL M2 WHITE

Part number 8712211556311



## Description

Suspended, round LED luminaire for indoor, comprising:

- Die-cast aluminium luminaire head and canopy, painted
- Steel suspension tube, polyester powder coat
- Optical diffuser with integrated high transmittance light guide in shiny opal white glass (WHITE)
- Direct light distribution
- LED Sidelight-Technology for a homogenous light distribution over the entire area of the cover
- Colour tolerance according to MacAdam  $\leq 3$  SDCM
- Special colour versions available. Consult factory
- Design by WALTER DE SILVA
- Design by WALTER DE SILVA

To maintain the regular updating of our products, PERFORMANCE IN LIGHTING reserves the right to make changes without prior notice. For the most up to date information we always recommend you read the latest version published on the website [www.performanceinlighting.com](http://www.performanceinlighting.com). Delivered luminaire lumen outputs and power consumptions, including losses, are subject to a tolerance of +/- 7%, and unless otherwise stated the values apply to an ambient temperature of 25°C. Terms of warranty are available at <https://www.performanceinlighting.com/qr/company/led-warranty>

## Product data

ETIM Group:	EG000027	ETIM Class:	EC001743
-------------	----------	-------------	----------

## General information

Lampholder:	LED	Light source:	LED
Lightsource lumen output [lm]:	6200	Luminaire lumen output [lm]:	4130
Luminaire wattage [W]:	55 W	Luminous efficacy [lm/W]:	75
CRI:	80	Colour temperature [K]:	3000
Colour / Finishing:	WH-RAL9016 / White RAL9016 / Textured	IP degree of protection:	IP20
Impact resistance / impact energy:	IK02 0.2J xx0	Protection class:	I
Optic:	C/EW - Circular Extra-Wide	Beam angle:	2 × 57° / 58°
Net weight [kg]:	7.5	Overall diameter [mm]:	599
Overall height [mm]:	1000		

## Mechanical features

Shape:	Round $\geq$ 300 mm	Housing material:	Aluminium
Diffuser material:	Glass	Glow wire test [°C]:	650 °C

## Electrical features

Voltage type:	AC/DC	Input voltage [V AC]:	220/240
Input frequency [Hz]:	220-240V 0/50/60Hz	Power factor / COS $\Phi$ :	0.9
Input voltage [V DC]:	176/280	Inrush current [A/ $\mu$ s]:	26 / 264
C10 1.5 mm <sup>2</sup> :	16	C16 2.5 mm <sup>2</sup> :	26
B10 1.5 mm <sup>2</sup> :	10	B16 2.5 mm <sup>2</sup> :	16
EEL:	A1		

## Installation

Application area:	Indoor lighting	Mounting type:	Suspended
Min. ambient temperature [°C]:	10	Max. ambient temperature [°C]:	40

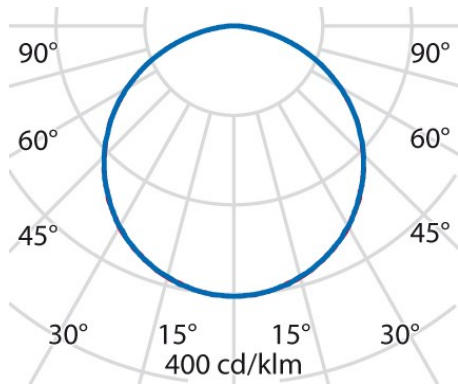
## Light features

MacAdam:	3	Lumen maintenance:	L80B10@50000h
Distribution of light emission:	Direct	DFF - Downward Flux Fraction [%]:	100
UFF - Upward Flux Fraction [%]:	0		

To maintain the regular updating of our products, PERFORMANCE iN LIGHTING reserves the right to make changes without prior notice. For the most up to date information we always recommend you read the latest version published on the website [www.performanceinlighting.com](http://www.performanceinlighting.com). Delivered luminaire lumen outputs and power consumptions, including losses, are subject to a tolerance of +/- 7%, and unless otherwise stated the values apply to an ambient temperature of 25°C. Terms of warranty are available at <https://www.performanceinlighting.com/qr/company/led-warranty>

## Photometric data

---



To maintain the regular updating of our products, PERFORMANCE IN LIGHTING reserves the right to make changes without prior notice. For the most up to date information we always recommend you read the latest version published on the website [www.performanceinlighting.com](http://www.performanceinlighting.com). Delivered luminaire lumen outputs and power consumptions, including losses, are subject to a tolerance of +/- 7%, and unless otherwise stated the values apply to an ambient temperature of 25°C. Terms of warranty are available at <https://www.performanceinlighting.com/qr/company/led-warranty>