


SMALL LINE PL REFLECTOR

Part number 8726441698310



Description

Suspended, LED luminaire for indoor, comprising:

- Extruded aluminium profile housing, die-cast aluminium end caps, steel sheet canopy, painted
- Slender plates with open spaces give the luminaire a uniquely delicate design
- Direct / indirect light distribution
- Gear tray with high-shine multifaceted reflectors (metallized with ultra-pure aluminium) for maximum luminaire efficiency and neutral colour rendering
- Colour tolerance according to MacAdam ≤ 3 SDCM
- Complete with steel suspension cable (1.5 m) and canopy
- The luminaire unit is attached to the cable suspension without tools using clips
- Power is supplied via the cable suspension, no additional supply cable is required
- VDU application suitable acc. to EN 12464-1
- Sensor device available with task oriented PIR detector and daylight control
- Special colour versions available. Consult factory
- Continuous mounted version at www.light-performer.com
- Design by BÜRO SOMMER
- Design by BÜRO SOMMER

To maintain the regular updating of our products, PERFORMANCE IN LIGHTING reserves the right to make changes without prior notice. For the most up to date information we always recommend you read the latest version published on the website www.performanceinlighting.com. Delivered luminaire lumen outputs and power consumptions, including losses, are subject to a tolerance of +/- 7%, and unless otherwise stated the values apply to an ambient temperature of 25°C. Terms of warranty are available at <https://www.performanceinlighting.com/qr/company/led-warranty>

Product data

ETIM Group:	EG000027	ETIM Class:	EC001743
-------------	----------	-------------	----------

General information

Lampholder:	LED	Light source:	LED
Lightsource lumen output [lm]:	11200	Luminaire lumen output [lm]:	8470
Luminaire wattage [W]:	67 W	Luminous efficacy [lm/W]:	126
CRI:	80	Colour temperature [K]:	3000
Colour / Finishing:	WH-RAL9016 / White RAL9016 / Textured	IP degree of protection:	IP20
Impact resistance / impact energy:	IK03 0.35J xx1	Protection class:	I
Optic:	S/C - Symmetric direct-indirect	Beam angle:	2 x 37°
Net weight [kg]:	1.3	Overall length [mm]:	1256
Overall width [mm]:	132	Overall height [mm]:	26

Mechanical features

Shape:	Rectangular	Housing material:	Aluminium
Diffuser material:	No diffuser	Glow wire test [°C]:	650 °C

Electrical features

Voltage type:	AC	Input voltage [V AC]:	220/240
Input frequency [Hz]:	220-240V 50/60Hz	Power factor / COS Φ:	0.9
Input voltage [V DC]:	176/280	Inrush current [A/μs]:	34 / 193
C10 1.5 mm ² :	15	C16 2.5 mm ² :	25
B10 1.5 mm ² :	9	B16 2.5 mm ² :	15
EEL:	A1		

Installation

Application area:	Indoor lighting	Mounting type:	Suspended
Min. ambient temperature [°C]:	10	Max. ambient temperature [°C]:	40

Light features

MacAdam:	3	Lumen maintenance:	L80B10@50000h
Distribution of light emission:	Direct/Indirect	DFF - Downward Flux Fraction [%]:	40
UFF - Upward Flux Fraction [%]:	60	UGR max.:	8.0

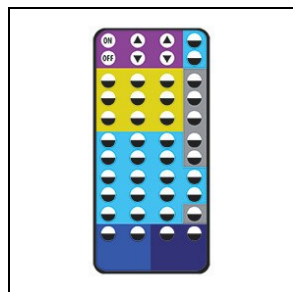
To maintain the regular updating of our products, PERFORMANCE iN LIGHTING reserves the right to make changes without prior notice. For the most up to date information we always recommend you read the latest version published on the website www.performanceinlighting.com. Delivered luminaire lumen outputs and power consumptions, including losses, are subject to a tolerance of +/- 7%, and unless otherwise stated the values apply to an ambient temperature of 25°C. Terms of warranty are available at <https://www.performanceinlighting.com/qr/company/led-warranty>

Photometric data



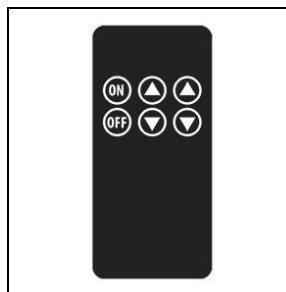
Optional accessories

SMALL LINE PL



8118000257

Remote control "Master" for versions with a sensor function



8118000647

Remote control "User" for versions with a sensor function