

SL740SL L LED MICROPRISMATIC COVER

Part number 8740761938411



Description

Free-standing (SL) LED luminaire for indoor, comprising:

- Steel sheet head, extruded aluminium profile post, steel sheet base, polyester powder coat finish
- Angle of the lamp head adjustable using a set screw
- Micro-prismatic diffuser for efficient light distribution, glare reduction and high uniformity (MP)
- Direct / indirect light distribution
- Colour tolerance according to MacAdam ≤ 3 SDCM
- VDU application suitable acc. to EN 12464-1
- Complete with flexible power cord with plug
- Sensor device available with task oriented PIR detector and daylight control
- Special colour versions available. Consult factory

To maintain the regular updating of our products, PERFORMANCE IN LIGHTING reserves the right to make changes without prior notice. For the most up to date information we always recommend you read the latest version published on the website www.performanceinlighting.com. Delivered luminaire lumen outputs and power consumptions, including losses, are subject to a tolerance of +/- 7%, and unless otherwise stated the values apply to an ambient temperature of 25°C. Terms of warranty are available at <https://www.performanceinlighting.com/qr/company/led-warranty>

Product data

ETIM Group:	EG000027	ETIM Class:	EC000300
-------------	----------	-------------	----------

General information

Lampholder:	LED	Light source:	LED
Lightsource lumen output [lm]:	13000	Luminaire lumen output [lm]:	11050
Luminaire wattage [W]:	79 W	Luminous efficacy [lm/W]:	140
CRI:	80	Colour temperature [K]:	4000
Colour / Finishing:	WH-RAL9016 / White RAL9016 / Textured	IP degree of protection:	IP20
Impact resistance / impact energy:	IK07 2J xx5	Protection class:	I
Optic:	S/D - Symmetric mainly indirect	Beam angle:	2 x 43°/43°
Net weight [kg]:	18	Overall length [mm]:	312
Overall width [mm]:	700	Overall height [mm]:	2082

Mechanical features

Shape:	Rectangular	Housing material:	Aluminium
Diffuser material:	Plastic	Glow wire test [°C]:	650 °C

Electrical features

Voltage type:	AC/DC	Input voltage [V AC]:	220/240
Input frequency [Hz]:	220-240V 0/50/60Hz	Power factor / COS Φ:	0.9
Input voltage [V DC]:	176/280	Inrush current [A/μs]:	22 / 176
C10 1.5 mm ² :	21	C16 2.5 mm ² :	36
B10 1.5 mm ² :	13	B16 2.5 mm ² :	22
EEL:	A1		

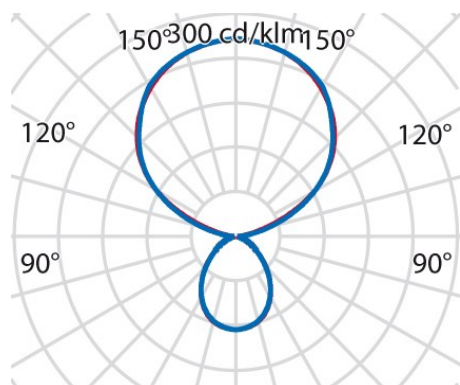
Installation

Application area:	Indoor lighting	Mounting type:	Free standing
Min. ambient temperature [°C]:	10	Max. ambient temperature [°C]:	40

Light features

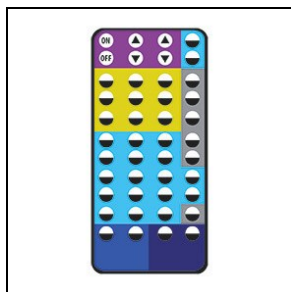
MacAdam:	3	Lumen maintenance:	L80B10@50000h
Distribution of light emission:	Direct/Indirect	DFF - Downward Flux Fraction [%]:	25
UFF - Upward Flux Fraction [%]:	75	UGR max.:	12.0

Photometric data



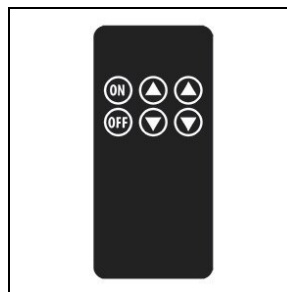
Optional accessories

SL740SL LED



8118000257

Remote control "Master" for versions with a sensor function



8118000647

Remote control "User" for versions with a sensor function

To maintain the regular updating of our products, PERFORMANCE IN LIGHTING reserves the right to make changes without prior notice. For the most up to date information we always recommend you read the latest version published on the website www.performanceinlighting.com. Delivered luminaire lumen outputs and power consumptions, including losses, are subject to a tolerance of +/- 7%, and unless otherwise stated the values apply to an ambient temperature of 25°C. Terms of warranty are available at <https://www.performanceinlighting.com/qr/company/led-warranty>