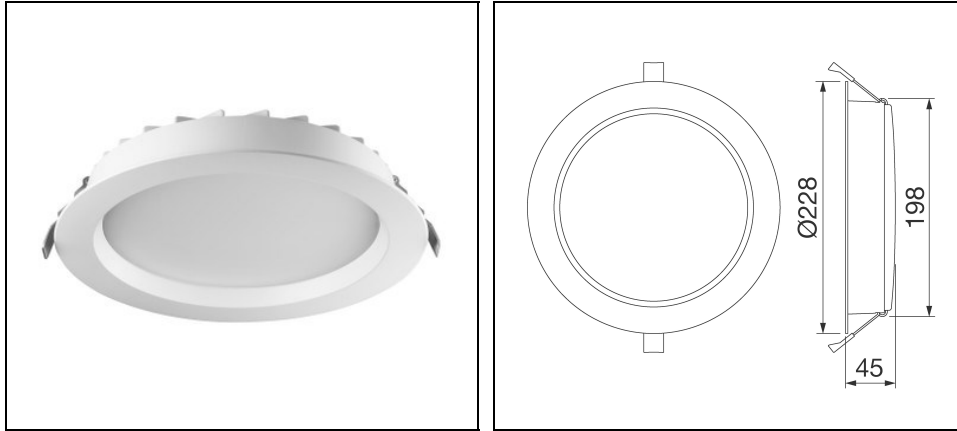


ELIA DL L2 35W OPAL

Part number GWF1510QA840



Description

Flush-mounting LED downlight for lighting entrance areas, corridors and shared spaces

- Crafted from white power-coated die-cast aluminium with an opal diffusing shield
- Available in two power versions, with separate electronic power supply in the On/Off or DALI options provided as part of a kit, colour temperature of 4,000 K (neutral white) and colour rendering index of more than 80 or more than 90
- It was designed to withstand temperature variations from -20°C to + 45°C, and offers protection from water and dust penetration of up to level IP54 and from shocks and impacts of up to level IK06
- Light and easy to handle, ELIA DL is easy to install thanks to the connector for the electrical wiring and the quick, simple fin-locking mechanism
- External emergency kit with 3h autonomy available (to be ordered separately)

To maintain the regular updating of our products, PERFORMANCE in LIGHTING reserves the right to make changes without prior notice. For the most up to date information we always recommend you read the latest version published on the website www.performanceinlighting.com. Delivered luminaire lumen outputs and power consumptions, including losses, are subject to a tolerance of +/- 7%, and unless otherwise stated the values apply to an ambient temperature of 25°C. Terms of warranty are available at <https://www.performanceinlighting.com/qr/company/led-warranty>

Product data

ETIM Group:	EG000027	ETIM Class:	EC001744
-------------	----------	-------------	----------

General information

Lampholder:	LED	Light source:	LED
Luminaire lumen output [lm]:	3600	Luminaire wattage [W]:	35 W
Luminous efficacy [lm/W]:	103	CRI:	80
Colour temperature [K]:	4000	Colour / Finishing:	WH-RAL9016 / White RAL9016
IP degree of protection:	IP40	IP above/below ceiling:	IP40/IP54
Impact resistance / impact energy:	IK06 1J xx3	Protection class:	II
Optic:	OPAL - Opal	Net weight [kg]:	1
Overall diameter [mm]:	228	Overall height [mm]:	45

Mechanical features

Housing material:	Aluminium	Diffuser material:	Plastic
Glow wire test [°C]:	650 °C		

Electrical features

Voltage type:	AC	Input voltage [V AC]:	220/240
Input frequency [Hz]:	50/60		

Installation

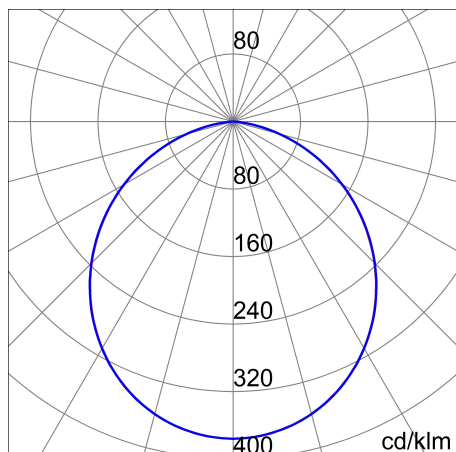
Application area:	Indoor	Mounting type:	Downlight and spotlight
Min. ambient temperature [°C]:	-20	Max. ambient temperature [°C]:	45

Light features

MacAdam:	3	Lumen maintenance:	L80B50@50000h
Distribution of light emission:	Direct		


To maintain the regular updating of our products, PERFORMANCE in LIGHTING reserves the right to make changes without prior notice. For the most up to date information we always recommend you read the latest version published on the website www.performanceinlighting.com. Delivered luminaire lumen outputs and power consumptions, including losses, are subject to a tolerance of +/- 7%, and unless otherwise stated the values apply to an ambient temperature of 25°C. Terms of warranty are available at <https://www.performanceinlighting.com/qr/company/led-warranty>

Photometric data



Optional accessories

ELIA DL



GWS2992

Emergency kit 3h

To maintain the regular updating of our products, PERFORMANCE in LIGHTING reserves the right to make changes without prior notice. For the most up to date information we always recommend you read the latest version published on the website www.performanceinlighting.com. Delivered luminaire lumen outputs and power consumptions, including losses, are subject to a tolerance of +/- 7%, and unless otherwise stated the values apply to an ambient temperature of 25°C. Terms of warranty are available at <https://www.performanceinlighting.com/qr/company/led-warranty>