

SYSTEMLINE+



Area and site lighting series. Fixtures consist of:

- Multi-step powder-coat painting process, optimized against UV rays and corrosion.
- Copper-free aluminum die-cast end-caps, extruded, and anodized housing.
- Extra-clear, flat, tempered silk-screened soda-lime glass diffuser.
- Custom molded, anti-aging gasket(s).
- Stainless steel external hardware.
- Custom MCPCB utilized to maximize heat dissipation and promote a long LED life.
- High-transmittance transparent optics.
- IESNA Type I light distribution.
- IESNA Type II light distribution.
- Input voltage: 120-277 V (50 / 60 Hz), integral 0-10 V dimming driver.
- Integral surge protector can withstand up to 10 kV transient line surge.
- Consult factory for dimming options, custom finishes

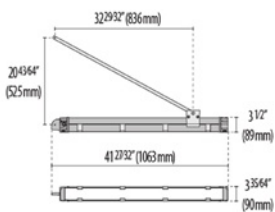
(please specify RAL color), and non-cataloged CCT (Kelvin) options.

- Consult factory for custom optics options.
- Consult factory for pole information.
- Range of accessories, including posts and painted aluminum arms, suitable for a variety of configurations for diverse settings (parks, gardens, pedestrian areas, squares, parking areas, etc.) available (ordered separately).
- 5-year warranty.
- Marine Grade finish.
- Suitable for Natatorium applications.
- Consult factory for any Buy American Act (BAA) or Build America Buy America Act (BABAA) requirements.

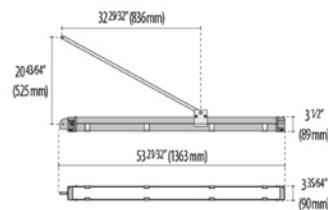


FINISHES

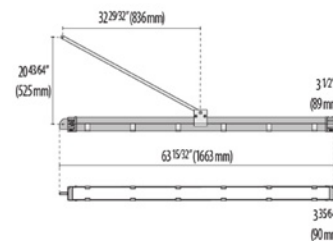
- AN-96 / Iron gray / Textured
- BK-81 / Black / Textured
- GR-94 / Aluminum metallic / Textured
- WH-87 / White / Textured
- RB-10 / Iron rust / Textured



SYSTEMLINE+
100



SYSTEMLINE+
130



SYSTEMLINE+
160



Scan here
for installation
instructions

Order Guide - System Line+



Order code example

SYSLINE+100-34-T1-AM-3K-UNV-NA

Series	Housing Style	Wattage	Optics	Finish	Kelvin	Voltage	Controls	Accessories
SYSLINE+ System Line+	100 41 inch	20 20 watt (min)	A/W Asymmetric Wide	AM Aluminum Metallic	3K 3000k	UNV 120-277V	NA Non Dimming	WMK Wall Mount Kit GS Gliding Support for pole mounting BABAA Build America Buy America Act compliant (not available for all options) Poles available as an accessory (ordered separately) see below for details
	130 53 inch	34 34 watt (100 max)	T1 Type I	IG Iron Gray	4K 4000k		0-10V 0-10V Dimming Driver	
	160 63 inch	54 54 watt (130 max)	T2 Type II	IR Iron Rust			ELV 120V Line- Voltage Dimming Driver	
		68 68 watt (160 max)		BK Textured Black			Contact factory for further options	
		XX Specify Wattage must be below max		WH Textured White				
				CC Custom Color				

LUMEN OUTPUT	3000K	4000K
SYSTEMLINE+100 A/W - 20W	1838	2002
SYSTEMLINE+100 T1 - 20W	2036	2218
SYSTEMLINE+100 T2 - 20W	1749	1905
SYSTEMLINE+100 A/W - 34W	3125	3403
SYSTEMLINE+100 T1 - 34W	3462	3770
SYSTEMLINE+100 T2 - 34W	2974	3238
SYSTEMLINE+130 A/W - 20W	1737	1829
SYSTEMLINE+130 T1 - 20W	1963	2066
SYSTEMLINE+130 T2 - 20W	1634	1720
SYSTEMLINE+130 A/W - 54W	4691	4938
SYSTEMLINE+130 T1 - 54W	5300	5579
SYSTEMLINE+130 T2 - 54W	4411	4643
SYSTEMLINE+160 A/W - 20W	1512	1606
SYSTEMLINE+160 T1 - 20W	1742	1851
SYSTEMLINE+160 T2 - 20W	1756	1866
SYSTEMLINE+160 A/W - 68W	5141	5462
SYSTEMLINE+160 T1 - 68W	5923	6294
SYSTEMLINE+160 T2 - 68W	5972	6345

70 CRI STANDARD - OTHER OPTIONS AVAILABLE

Performance in Lighting reserves the right to make all necessary changes without prior notice.

Performance in Lighting - 2621 Keys Pointe - Conyers, Georgia 30013 - USA - voice 770.822.2115 - info.usa@pil.lighting
www.performanceinlighting.com

Revision 10
06/25

REQUIRED FOR INSTALLATION

DESCRIPTION	FINISH	PART NUMBER
-------------	--------	-------------

SYSTEMLINE+ POLE MOUNTED

Gliding support made of painted aluminium for the installation on $\varnothing 3.9/16"$ / $\varnothing 90$ mm posts

● **14099696**

SYSTEMLINE+ WALL MOUNTED

Wall mount kit (2 pcs)

● **14133096**



GS

14099696



WMK

14133096




OPTIONAL ACCESSORIES (ordered separately)

POLES FOR SYSTEMLINE+

When ordering, please specify quantity of fixture per pole as well as installation location (city & state)

Order code example: 714 18 35 3.

Material	Height (ft)	Pole Diameter (in)	Custom Options (blank is standard)	Finish (additional characters may follow for factory information)	
714 Aluminum*	08 8' tall	35 Ø3.5"	DBx Direct Burial** (x = depth below grade, measured in feet)	1 Aluminum Metallic	
715 Steel*	10 10' tall			2 Black	
716 Wood*	12 12' tall			GFCI integrated GFCI outlet**	3 Iron Gray
	14 14' tall			BA Banner Arms** (contact factory for details)	4 Iron Rust
	20 20' tall				5 White
	40 40' tall		6 Custom Color (specify RAL#)		
	Custom heights available, contact factor for details. Some restrictions apply for wood poles.			W1 Wood - Caramel - smooth	
				W12 Wood - Vanilla - brushed	
*Based on EPA and wind loads, pole may need to be tapered or require a tenon.			**some options not available with wood poles - contact factory for details.	For more, see below	



Base cover shape and bolt circle diameter (BCD) will vary based on pole size and vendor. Contact factory for details related to your project.

WOOD GRAIN FINISH OPTIONS:

W1	CARAMEL	W11	W6	SLATE	W16
W2	VANILLA	W12	W7	CINNAMON	W17
W3	COCOA	W13	W8	TOPAZ	W18
W4	SAFFRON	W14	W9	ONYX	W19
W5	NUTMEG	W15			