

# BLIZ ROUND CROSS



Ceiling and wall mount series. Fixtures consist of:

- Multi-step powder-coat painting process, optimized against UV rays and corrosion.
- Copper-free precision die-cast aluminum housing and ring/faceplate.
- High transmittance, internally coated, soda-lime pressed glass diffuser, thermally and chemically quenched to strengthen the impact resistance and reduce the effect of rapid temperature changes.
- Custom molded, anti-aging gasket(s).
- Stainless steel external hardware.
- Custom MCPCB utilized to maximize heat dissipation and promote a long LED life.
- 100% uniform diffused light emission.
- Input voltage: 120-277 V (50 / 60 Hz), integral 0-10 V dimming driver.

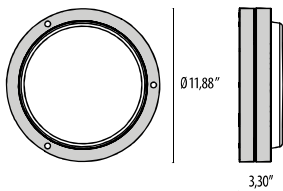
- Optional, integral, high-frequency motion-sensor operating at a frequency of 5.8 GHz +/- 75 MHz (HF versions).
- Optional, integral, emergency battery-pack designed for a minimum operation of 90 minutes (EMPK versions).
- Consult factory for dimming options, custom finishes, and non-cataloged CCT (Kelvin) options.
- Product meets Buy American Act requirements within ARRA.
- 5-year warranty on components.
- 10-year warranty on glass.
- Marine Grade finish.
- Suitable for Natatorium applications.



## FINISHES

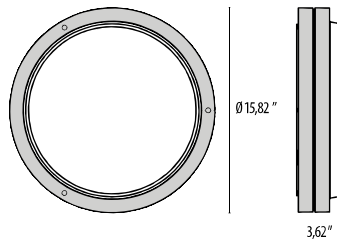
- AN-96 / Iron gray / Textured
- GR-94 / Aluminum metallic / Textured
- WH-87 / White / Textured
- BK-81 / Black / Textured
- RB-10 / Iron rust / Textured

12"



BLIZ ROUND  
30

16"



BLIZ ROUND  
40

Scan here  
for installation  
instructions



Lumen Output	2700K	3000K	3500K	4000K
BLIZ 30 – 10W (min)	689	716	743	770
BLIZ 30 – 20W	1377	1431	1485	1540
BLIZ 30 – 30W (max)	2096	2178	2260	2343
BLIZ 40 – 10W (min)	663	685	707	728
BLIZ 40 – 20W	1326	1370	1413	1456
BLIZ 40 – 30W	1989	2054	2120	2184
BLIZ 40 – 40W (max)	2652	2739	2826	2912



**CROSS TRIM**



**STANDARD TRIM**

## Order Guide - Bliz Round Cross


Order code example

BRD-CROS-30-AM-3K-277-NA-H/L-STANDARD

BRD-CROS

Housing Style	Wattage	Finish	Color Temperature	Voltage	Controls	Accessories	Optional Trim	
							(See pictures above)	
<b>30</b> Round 12"	<b>10</b> 10 watt	<b>AM</b> Aluminum Metallic	<b>27K</b> 2700k	<b>UNV</b> 120-277V	<b>NA</b> Non Dimming	<b>EMPK</b> Integral Emergency Battery back up	Contact Factory for MOQ  <b>Standard Trim</b>	
<b>40</b> Round 16"	<b>20</b> 20 watt	<b>IG</b> Iron Gray	<b>3K</b> 3000k		<b>0-10V</b> 0-10V Dimming	<b>CWEMPK</b> Remote Cold Weather Emergency Battery back up (-4°F - 122°F)	<b>Eyelid Trim</b> (15W Max)	
	<b>30</b> 30 watt (Bliz 30 MAX)	<b>IR</b> Iron Rust	<b>35K</b> 3500k		<b>ELV</b> ELV Dimming		<b>Cross Trim</b>	
	<b>40</b> 40 watt (Bliz 40 MAX)	<b>BK</b> Textured Black	<b>4K</b> 4000k		<b>1%</b> 1% Dimming		<b>Visa Trim</b> (15W Max)	
	<b>XX</b> Specify Wattage must be below max	<b>WH</b> Textured White	<b>AMB</b> 590nm Amber (turtle- friendly)				<b>HF</b> High Frequency Occupancy Sensor w/ daylight PHC	<b>CON2</b> (double-gang j-box, adaptor plate and 1/2" knockouts)
		<b>CC</b> Custom Color	<b>RGBW*</b> RGBW					<b>CON4</b> (double-gang j-box, adaptor plate and 3/4" knockouts)
			<b>*See below for details</b>			<b>TP</b> Tamper Proof hardware		

80 CRI STANDARD - OTHER OPTIONS AVAILABLE



Fixture shown with  
CON2/CON4 option  
colored for contrast

# REMOTE RGBW ACCESSORIES

## Power Supply



17433  
Kit driver 48V



17096  
Kit driver 48V WP


## RF Controls



3104173  
RGBW RF controller 4 channel  
(0.35A each CH)



31041730  
RGBW RF controller WP 4 channel  
(0.35A each CH)



310429  
RGBW hand held remote

## DMX Controls



178973  
RGBW DMX enabler/decoder 4  
channel (0.35A each CH)



1789730  
RGBW DMX enabler/decoder WP 4  
channel (0.35A each CH)



11015  
Terminating Resistor



110150  
Terminating Resistor WP

Revision 04  
05/24