

# GROOVE 21



PERFORMANCE  
**iN** LIGHTING

powered by  
**GEWISS**

# GROOVE 21

design Artec Studio



*Scan the QR-code for the latest information*

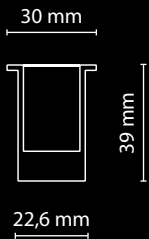
## Ariadne's thread

GROOVE is an innovative outdoor/indoor in-ground recessed system for direct view light—ideal for contour and path illumination in large urban areas, malls, and pedestrian zones.

Like the thread of Ariadne guides Theseus through the labyrinth to escape the Minotaur, the GROOVE lighting system points the way through architectural volumes. Given the distinctive light effect, this unique drive-over ground-recessed modular system allows designers and architects to vamp up unique ideas to be used in projects with all the necessary freedom.

GROOVE 21 builds in new and sophisticated technological processes: a double layer of transparent resin to guarantee IP rating and reliable performance even in extreme conditions, an additional layer of opal resin to guarantee uniform light.





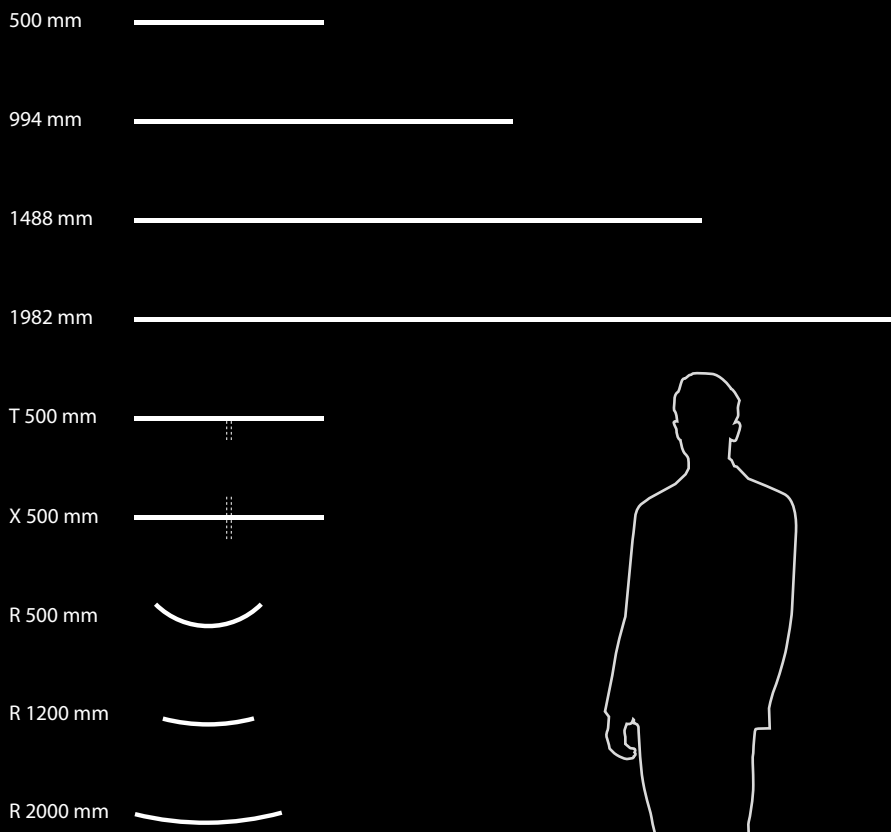
<b>GROOVE 21 500</b>	<b>GROOVE 21 1000</b>	<b>GROOVE 21 1500</b>	<b>GROOVE 21 2000</b>
max 160 lm max 9,5 W L80B10@40000h	max 330 lm max 19 W L80B10@40000h	max 505 lm max 28,5 W L80B10@40000h	max 655 lm max 38 W L80B10@40000h

<b>GROOVE 21 500 T</b>	<b>GROOVE 21 500 X</b>	<b>GROOVE 21 R 500</b>	<b>GROOVE 21 R 1200</b>	<b>GROOVE 21 R 2000</b>
max 160 lm max 9,5 W L80B10@40000h	max 160 lm max 9,5 W L80B10@40000h	max 255 lm max 15 W L80B10@40000h	max 200 lm max 11,5 W L80B10@40000h	max 300 lm max 19 W L80B10@40000h

Appliance installation ready for cascading connection.

The luminous flux emitted by each single length or geometry guarantees visual uniformity thanks to a correct lumen meter ratio.

Uniform light even near the joints for uninterrupted performance.



# Optics

## LED



3000 K



4000 K



2800-4800 K



RGBW

≤3

MacAdam



CRI 90



CRI 90



CRI 90



CRI 90

ON/OFF



DALI



DMX  
512 RDM

Trimless without frame.

Other installation and continuous line  
configuration versions available at  
[www.light-performer.com](http://www.light-performer.com)



IP-67-rated double resin coating - transparent in the lower part to protect the LED from mechanical stresses and to guarantee maximum luminous efficiency - satin finish in the visible part, even in joints proximity, to ensure a homogeneous light distribution over the entire emitting area.

Anodised extruded aluminium profile for correct dissipation of the LED light source.

Stainless steel recessed box. Recessed box to be ordered separately.



### Designed for use in extreme environmental conditions

Able to withstand large variations in ambient temperature.



### Designed to last

Opal resin upper layer to increase mechanical strength and double internal application of transparent resin to protect the LED from mechanical stress.



### Multiple control options

Can be controlled with DALI and DMX RDM 512 protocols.



### 100% light uniformity

Double layer resin to guarantee one hundred percent uniform light.



### Constant light emission without voltage drops

Electronics designed to maintain constant luminosity for all the LED modules in the luminous configuration without voltage drops.



### Dynamic light management

3000 K, 4000 K, Tunable White (2700-6500 K) e 3000 K, 4000 K, Tunable White (2700-6500 K) and RGBW.



### Quality light

MacAdam  $\leq 3$  and CRI90.



### Can withstand vehicle traffic above the standard

Suitable to withstand slow moving vehicles with air-inflated tyres.



### Cool Touch

Safe to touch, maximum temperature 35°C.




### Streamlined installation

Technical solutions designed for fast and safe installation. Sturdy stainless steel recessed casing with anti-deformation cover.



### Creative flexibility

GROOVE 21 allows designers and architects to develop unique ideas to be used in designs. Can be configured using [www.light-performer.com](http://www.light-performer.com)



### Multiple installation solutions

Can be installed indoors or outdoors.



External power supply 48V has to be ordered separately. The RGBW and Tunable White (TW) versions should be powered at 48Vdc with SELV driver, available separately as accessories. Colour management is through DMX interface.



Can withstand vehicle and foot traffic for a vast range of applications. Static load up to 3000 Kg.



For outdoor applications, provide the appliance with drainage gravel for at least an additional 300 mm or an adequate drainage system.



Product supplied with external box for electrical connection in technopolymer suitable  $\varnothing$  6 - 9 mm rubber cables. This is connected to the appliance with 25 centimetres of cable.

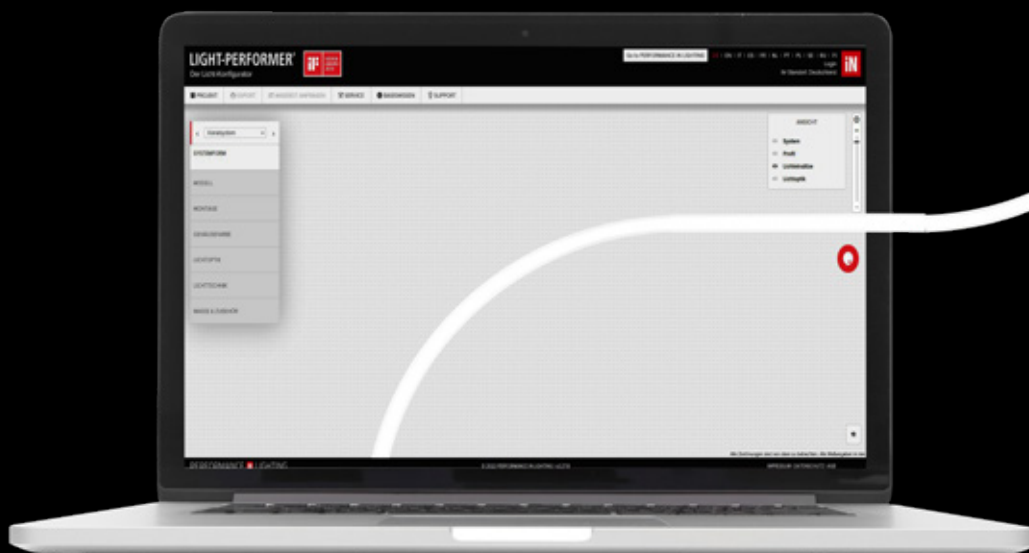
# LIGHT-PERFORMER®

Light planning has never been so easy!

The Light-performer® configuration tool provides all the answers to your questions. Visit [www.light-performer.com](http://www.light-performer.com) for quick and easy access to information and data, photometric files, prices and typical lighting configurations.

Light-performer® was awarded the iF Design Award 2018 in the Communication, Apps/ Software category: Here, you will find all the materials in our entire standard product portfolio. Light-performer® also allows you to individually configure even complex lighting systems in just a few minutes.

In a couple of clicks, you can export the photometric files to light planning software. No more onerous research or tedious waiting for prices: your project can be quickly and conveniently planned, thanks to Light-performer®!



Configured in 4 steps!

1. System design
2. Model
3. Lighting technology
4. Dimensions & accessories

[www.light-performer.com](http://www.light-performer.com)

## GOOD REASONS FOR CHOOSING US



Decades of presence on the market. Design and production rooted in the values of Made in Italy and Made in Germany.



Use of leading brands for electronic components.

<1%

Great performance over time with a defect rate of less than 1%.



Five-year warranty on the entire luminaire, extendable up to ten for special projects.



Clear conditions, real lumen indicate the luminous flux output of the luminaire.



Internal laboratories approved by third parties (CTF Stage 2 and WTDP). Ecodesign-EPREL compliance. Company with ISO 9001 quality management system.



The products with die-cast aluminium body with polyester powder finish after surface chemical conversion treatment in compliance with ISO 9227 and ISO 12944, are resistant to corrosion and suitable for C5 areas (ISO 9223).

## FUTURE PROOF ▶▶

"Future-Proof" products with longer life LEDs and replaceable lighting systems for future upgrades. Exceptional longevity and savings with a real contribution to the circular economy.



Pre and post sales technical support and lighting consultancy to meet assorted needs, even the most demanding calls for tenders.



Wide range of lighting solutions for the most varied applications, all from a single supplier.



**BIM**

BIM ready for projects with Dialux, Relux, Litestar software and Autodesk® Revit® Building Information Modeling (BIM) software.



**PRONTO**

The PRONTO program ensures availability and speed of shipment.



EcoVadis certification, bronze medal in recognition of the achievements in sustainability.



**PERFORMANCE in LIGHTING S.p.A**  
Viale del Lavoro 9/11  
37030 Colognola ai Colli (VR) - Italy  
T +39 045 61 59 211  
F +39 045 61 59 393

[www.performanceinlighting.com](http://www.performanceinlighting.com)